

2Trig 6Cyl 1Coil 12V Mag

Harness Required: E15 Ver 1.0 & E13 Ver 1.0

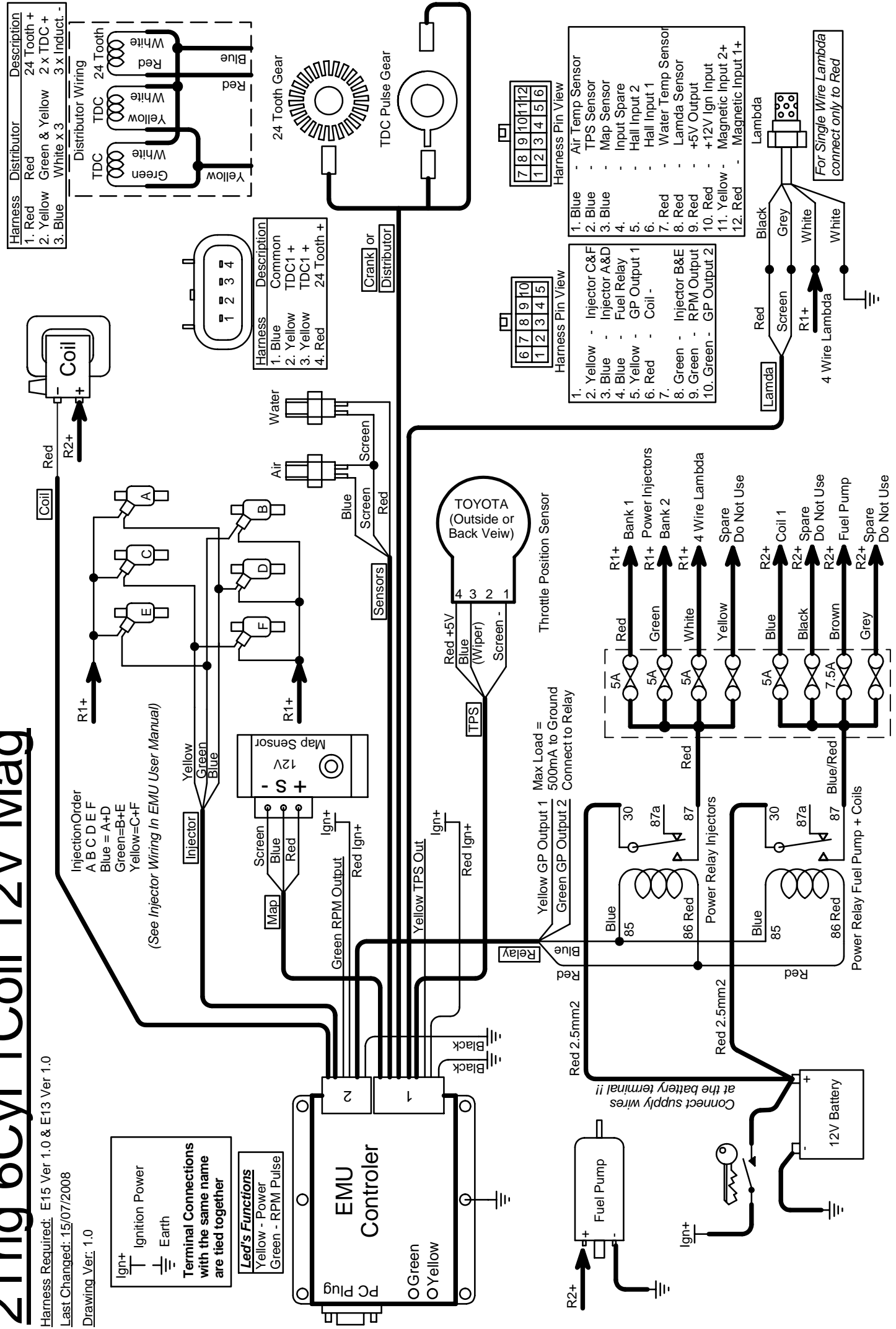
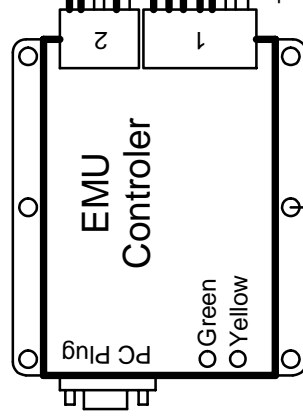
Last Changed: 15/07/2008

Drawing Ver: 1.0

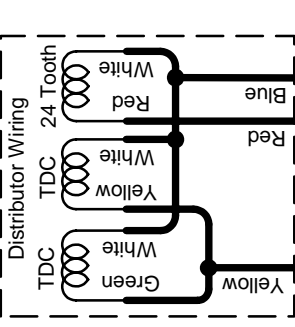
Ign+ Ignition Power
Earth

Terminal Connections with the same name are tied together

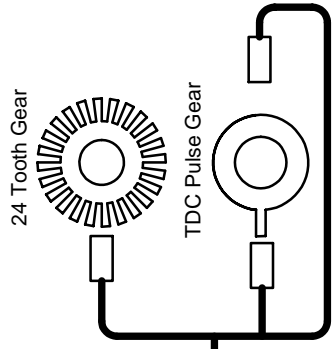
Led's Functions
Yellow - Power
Green - RPM Pulse



Harness	Distributor	Description
1. Red	Red	24 Tooth +
2. Yellow	Green & Yellow	2 x TDC +
3. Blue	White x 3	3 x Induct. -



Harness	Description
1. Blue	Common
2. Yellow	TDC1 +
3. Yellow	TDC1 +
4. Red	24 Tooth +

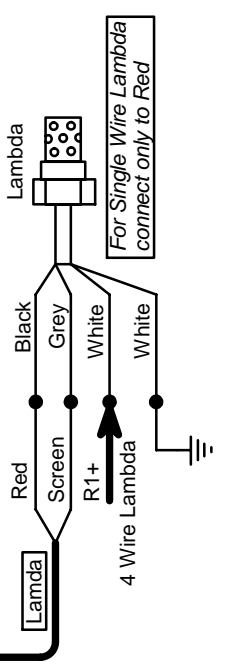


Harness Pin View
7 8 9 10 11 12
1 2 3 4 5 6

1. Blue	Air Temp Sensor
2. Blue	TPS Sensor
3. Blue	Map Sensor
4. Blue	Input Spare
5. Yellow	Hall Input 2
6. Red	Hall Input 1
7. Red	Water Temp Sensor
8. Red	Lambda Sensor
9. Red	+5V Output
10. Red	+12V Ign Input
11. Yellow	Magnetic Input 2+
12. Red	Magnetic Input 1+

Harness Pin View
6 7 8 9 10
1 2 3 4 5

1. Yellow	Injector C&F
2. Blue	Injector A&D
4. Blue	Fuel Relay
5. Yellow	GP Output 1
6. Red	Coil -
8. Green	Injector B&E
9. Green	RPM Output
10. Green	GP Output 2



TOYOTA (Outside or Back View)

