

Butterfly 4Cyl Wasted Spark 12V Hall

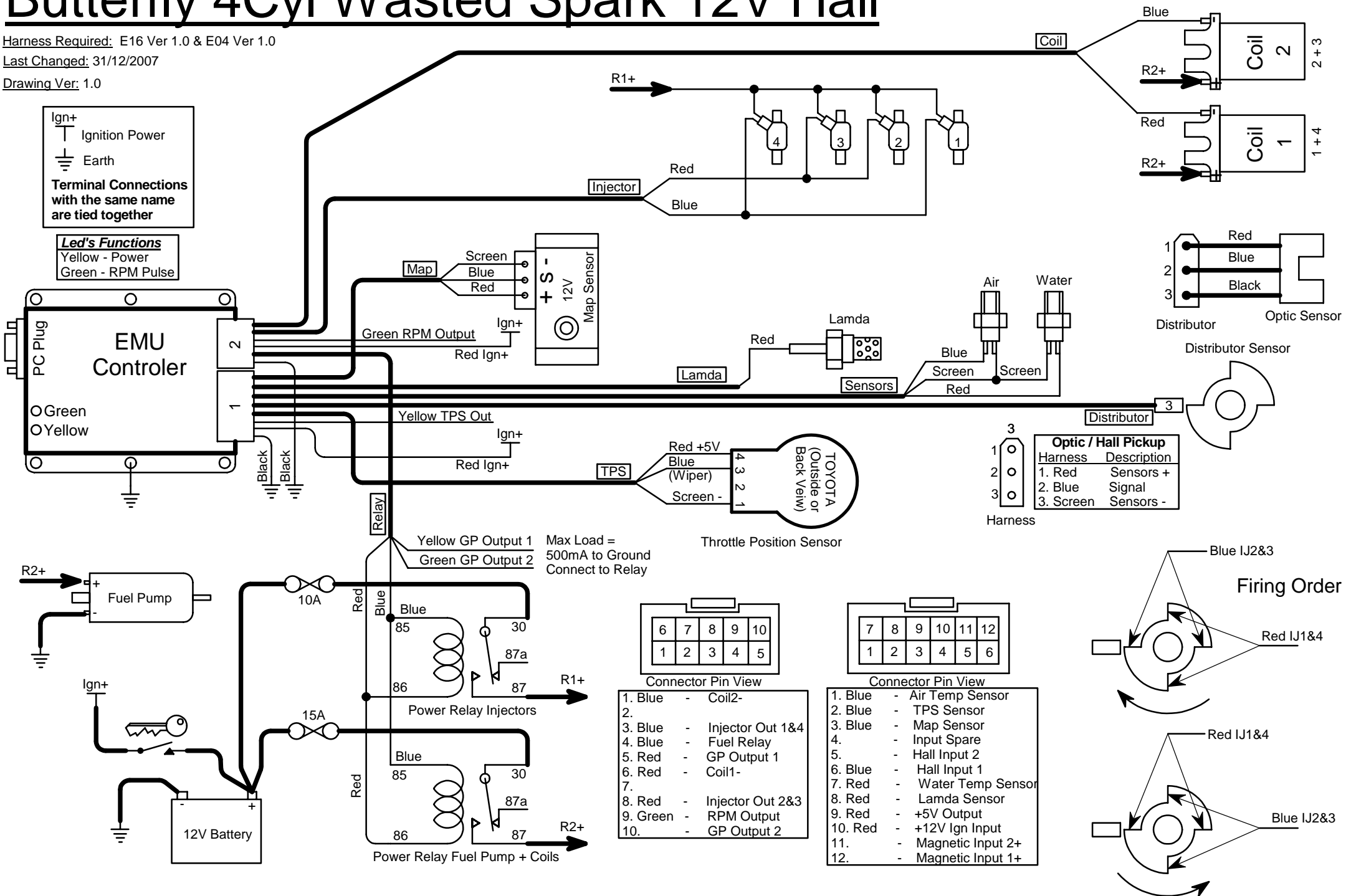
Harness Required: E16 Ver 1.0 & E04 Ver 1.0

Last Changed: 31/12/2007

Drawing Ver: 1.0

Ign+
| Ignition Power
⏏ Earth
Terminal Connections with the same name are tied together

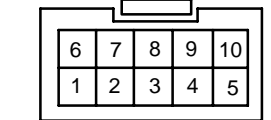
Led's Functions
Yellow - Power
Green - RPM Pulse



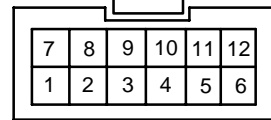
Optic / Hall Pickup

Harness	Description
1. Red	Sensors +
2. Blue	Signal
3. Screen	Sensors -

Max Load = 500mA to Ground
Connect to Relay



- Connector Pin View**
- 1. Blue - Coil2-
 - 2. Blue - TPS Sensor
 - 3. Blue - Injector Out 1&4
 - 4. Blue - Fuel Relay
 - 5. Red - GP Output 1
 - 6. Red - Coil1-
 - 7. -
 - 8. Red - Injector Out 2&3
 - 9. Green - RPM Output
 - 10. Red - GP Output 2



- Connector Pin View**
- 1. Blue - Air Temp Sensor
 - 2. Blue - TPS Sensor
 - 3. Blue - Map Sensor
 - 4. - Input Spare
 - 5. - Hall Input 2
 - 6. Blue - Hall Input 1
 - 7. Red - Water Temp Sensor
 - 8. Red - Lambda Sensor
 - 9. Red - +5V Output
 - 10. Red - +12V Ign Input
 - 11. - Magnetic Input 2+
 - 12. - Magnetic Input 1+

