



E25 Lexus VVT Wiring

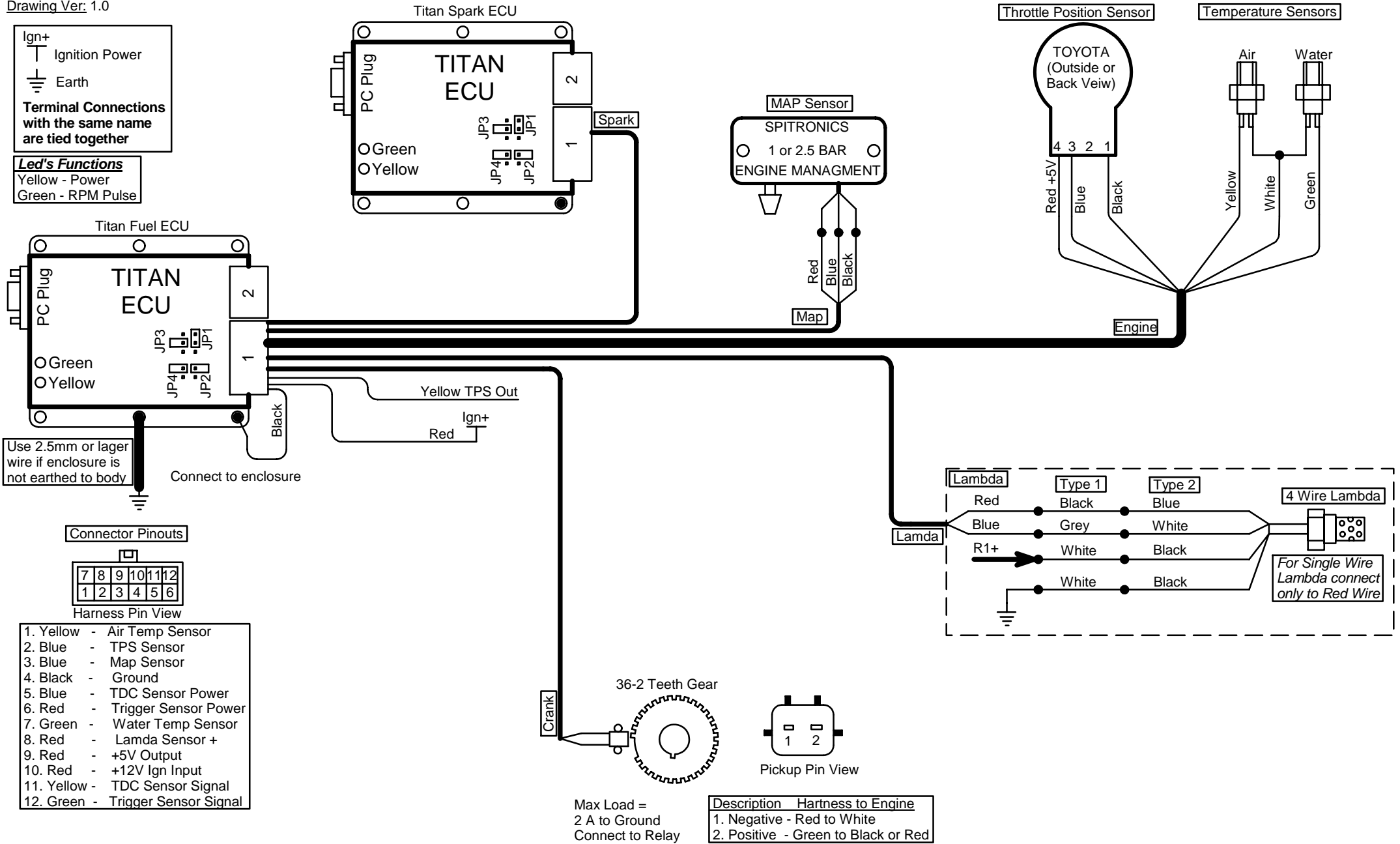
Last Changed: 14/03/2011

Drawing Ver: 1.0

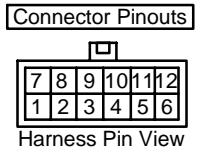
Ign+
 Ignition Power
 Earth

Terminal Connections with the same name are tied together

Led's Functions
 Yellow - Power
 Green - RPM Pulse



Use 2.5mm or larger wire if enclosure is not earthed to body
 Connect to enclosure



- 1. Yellow - Air Temp Sensor
- 2. Blue - TPS Sensor
- 3. Blue - Map Sensor
- 4. Black - Ground
- 5. Blue - TDC Sensor Power
- 6. Red - Trigger Sensor Power
- 7. Green - Water Temp Sensor
- 8. Red - Lamda Sensor +
- 9. Red - +5V Output
- 10. Red - +12V Ign Input
- 11. Yellow - TDC Sensor Signal
- 12. Green - Trigger Sensor Signal

Max Load =
 2 A to Ground
 Connect to Relay

Description	Hartness to Engine
1. Negative	- Red to White
2. Positive	- Green to Black or Red