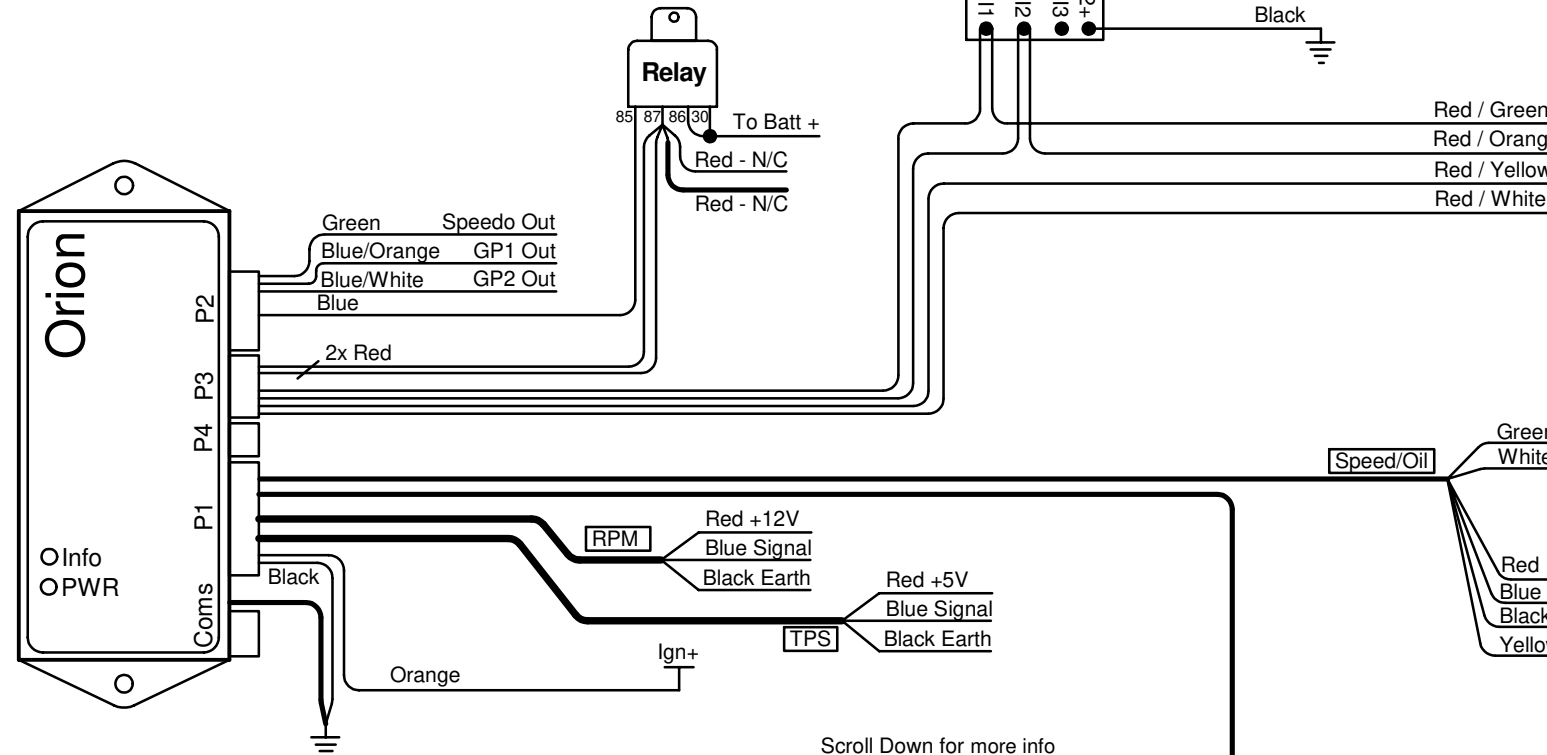


Orion Aisin A343E St

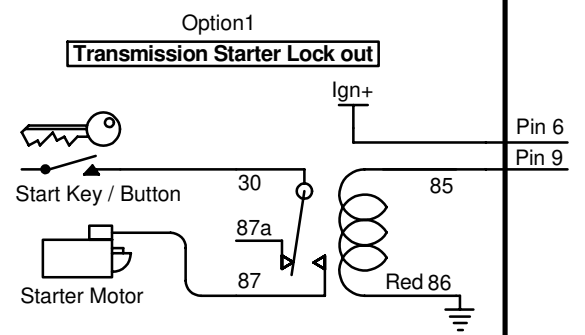
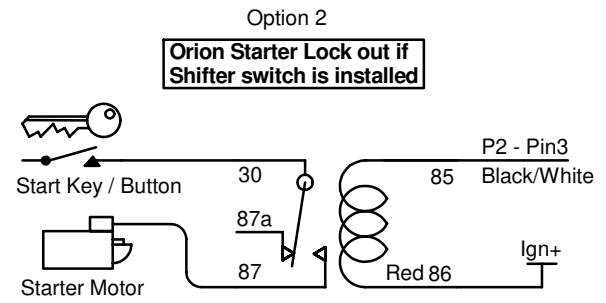
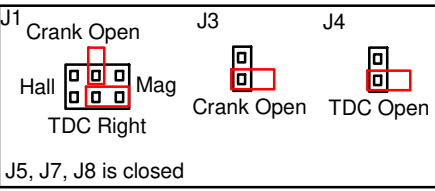
Last Changed: 12/09/2019 Page: 1 of 2

Harness Required: OT01 - P1, OT02 - P2, E36 - P3, DB1 - Positive, CON2



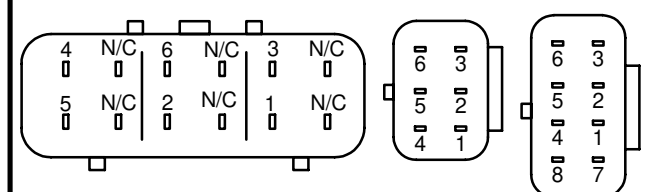
Scroll Down for more info

Jumper Settings - See Manual for Location

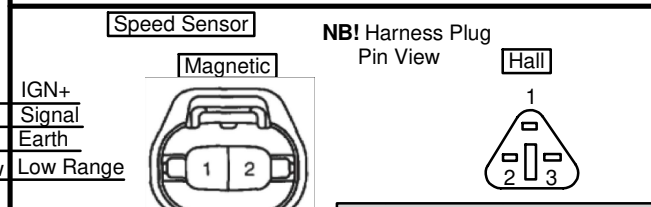
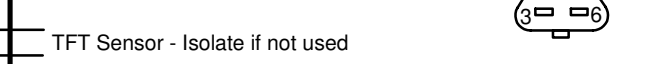


Gearbox Connector

NB! Gearbox Connector Pin View



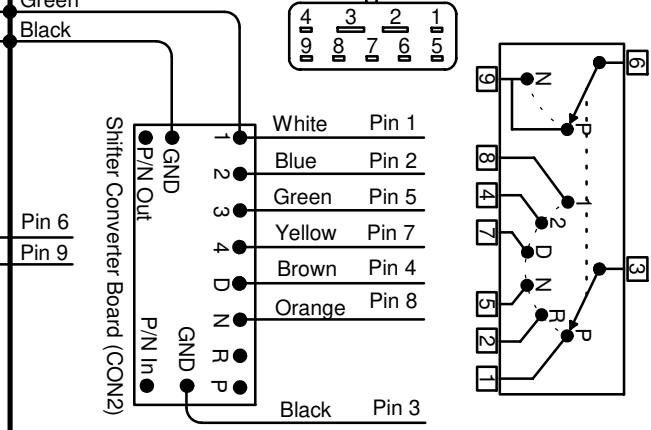
Pin	Harness	Color Spits	Connector	Resistance	
				Cold	Hot
1	Earth	Black			
2	Earth	Black			
3	Gearbox	Red/White	P3	11	18 Ω
4	Gearbox	Red/Green	P3	3.5	4.6 Ω
5	Gearbox	Red/Orange	P3	3.5	4.6 Ω
6	Gearbox	Red/Yellow	P3	11	18 Ω
7	N/C				
8	N/C				



Pin	Harness	Color Spits
1	Speed/Oil	Black
2	Speed/Oil	Red
3	Speed/Oil	Blue

Transmission Selector Switch

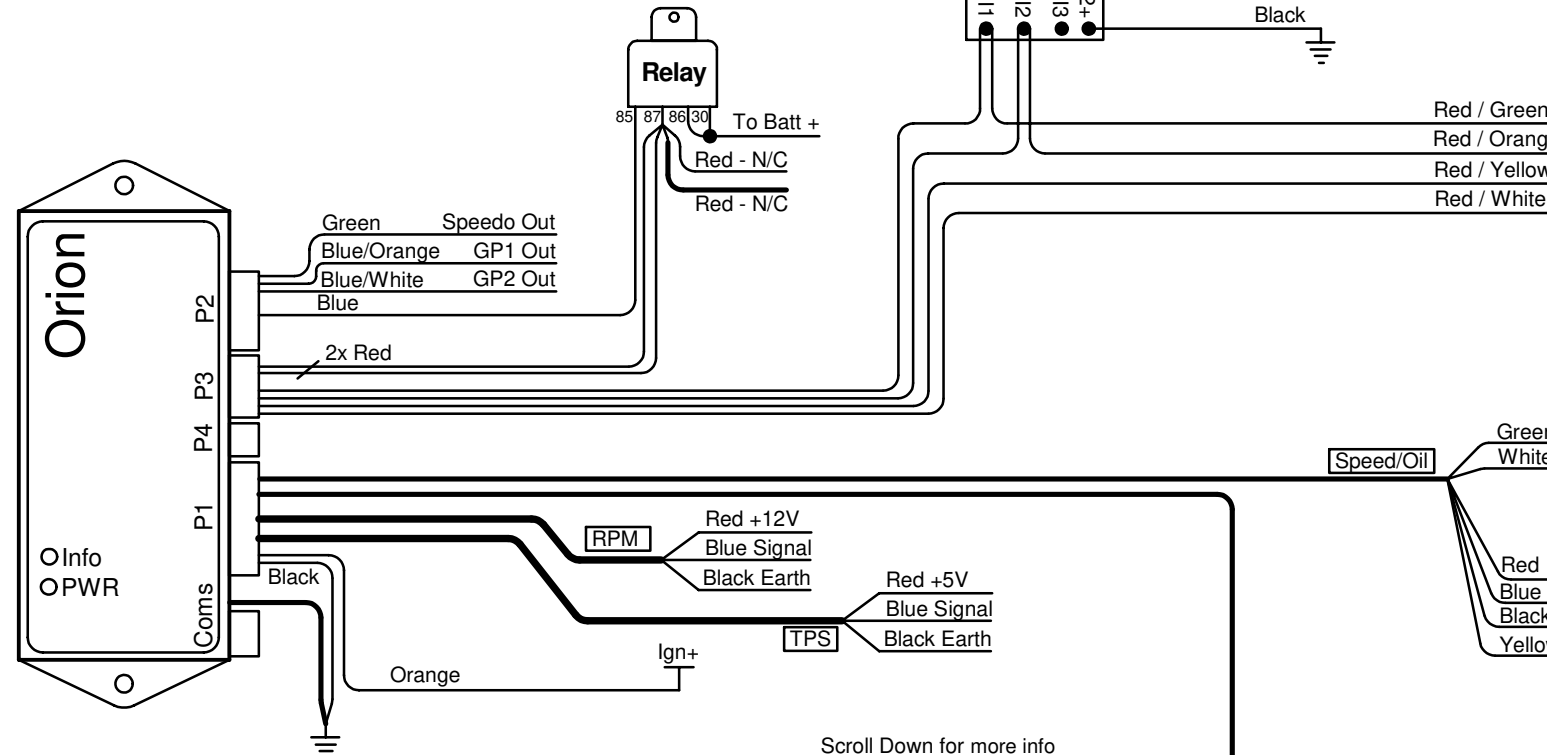
NB! Gearbox Connector Pin View



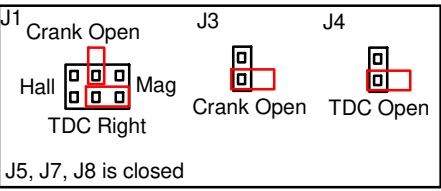
Orion Aisin A343E St

Last Changed: 12/09/2019 Page: 1 of 2

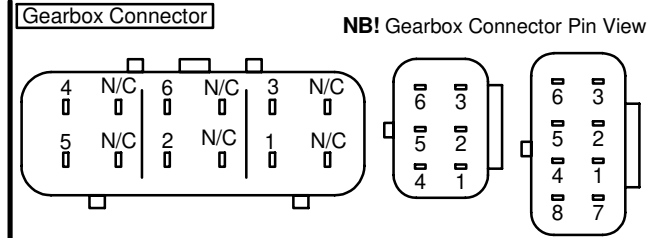
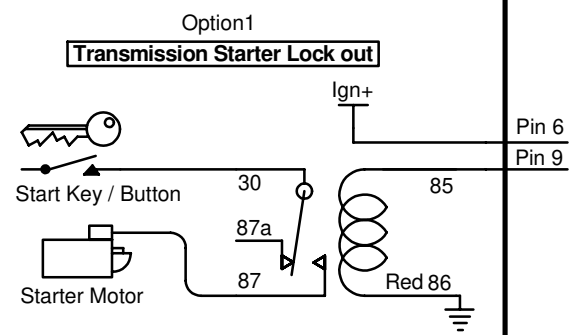
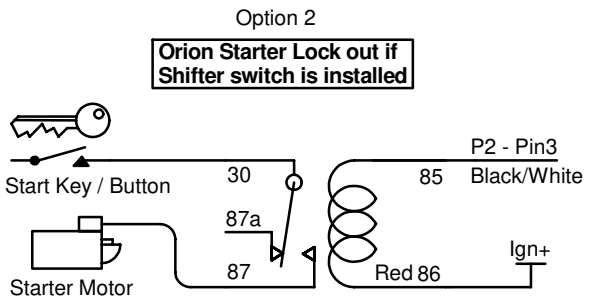
Harness Required: OT01 - P1, OT02 - P2, E36 - P3, DB1 - Positive, CON2



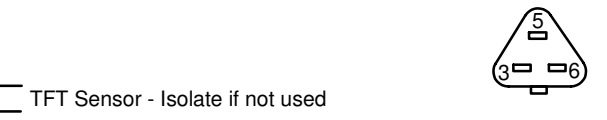
Jumper Settings - See Manual for Location



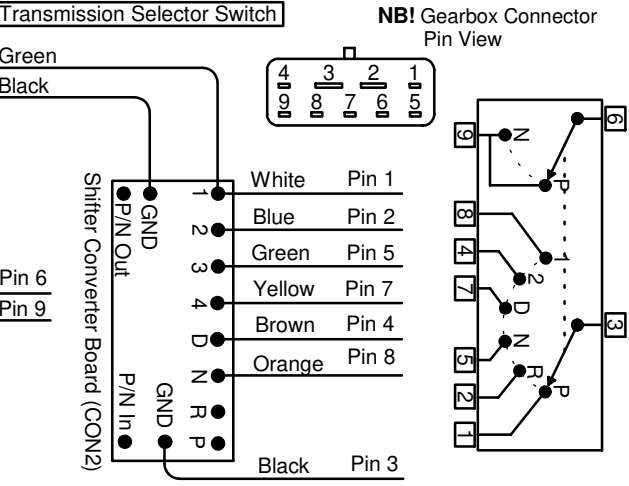
Scroll Down for more info



Pin	Harness	Color Spits	Connector	Resistance	
				Cold	Hot
1	Earth	Black			
2	Earth	Black			
3	Gearbox	Red/White	P3	11	18 Ω
4	Gearbox	Red/Green	P3	3.5	4.6 Ω
5	Gearbox	Red/Orange	P3	3.5	4.6 Ω
6	Gearbox	Red/Yellow	P3	11	18 Ω
7	N/C				
8	N/C				



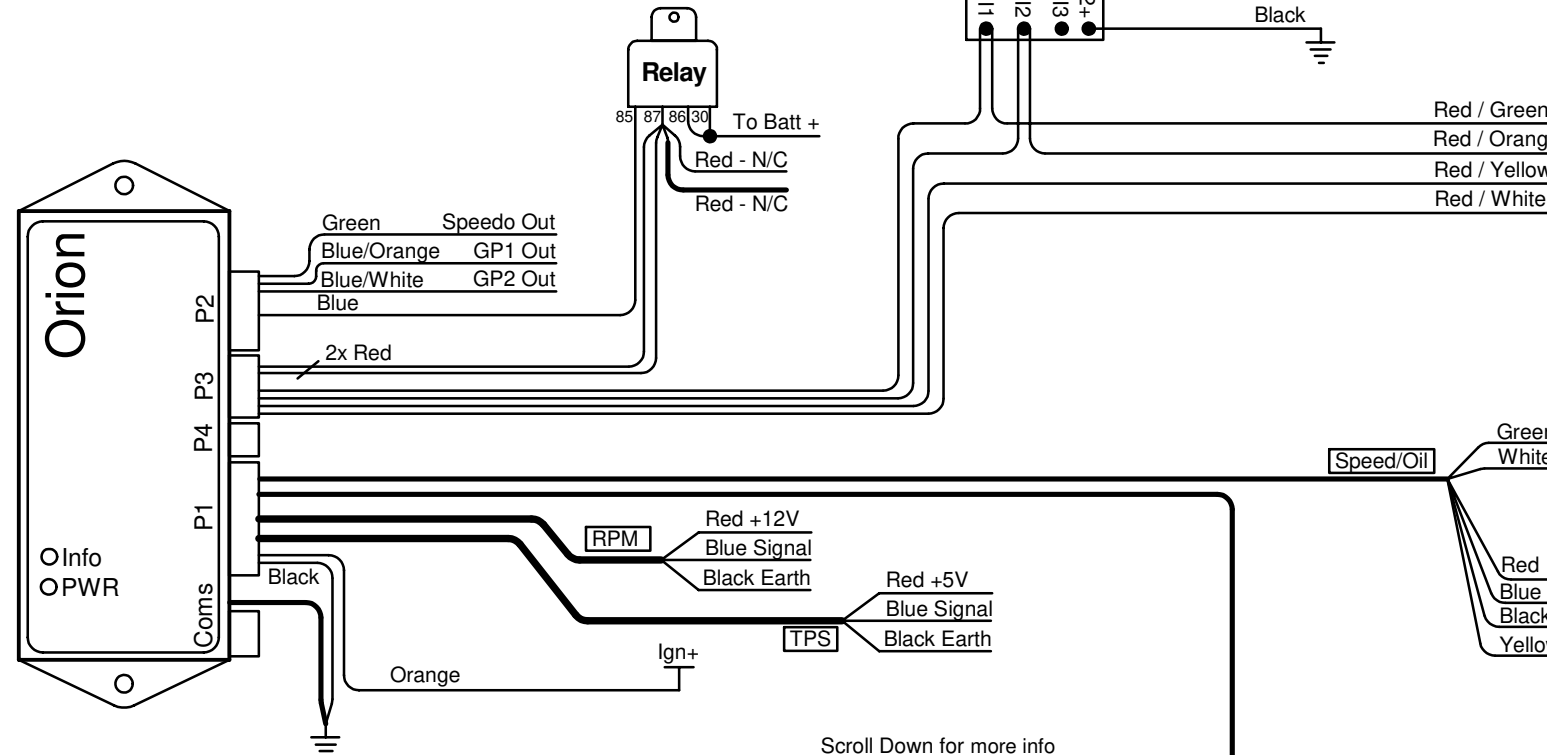
Pin	Harness	Color Spits	Pin View	
			1	2
1	Speed/Oil	Black		
2	Speed/Oil	Red		
3	Speed/Oil	Blue		



Orion Aisin A343E St

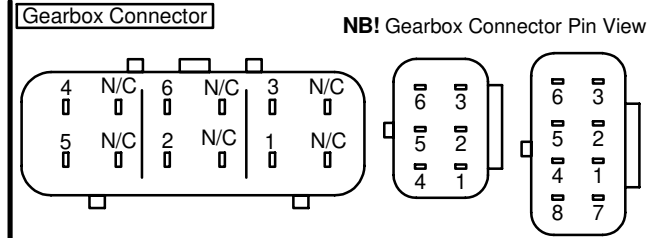
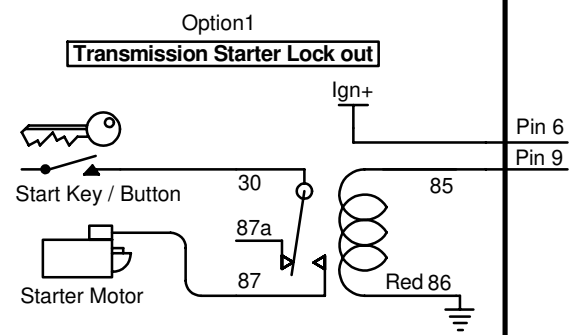
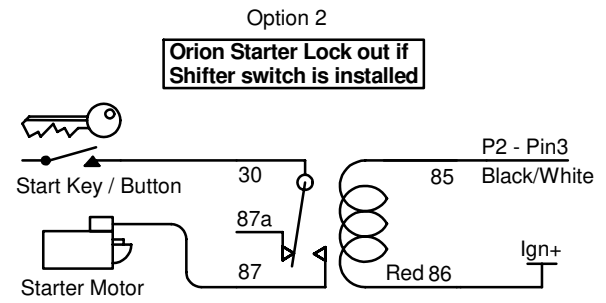
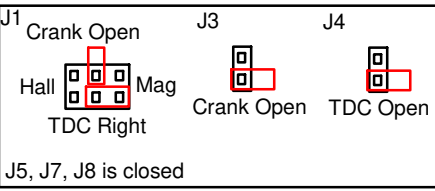
Last Changed: 12/09/2019 Page: 1 of 2

Harness Required: OT01 - P1, OT02 - P2, E36 - P3, DB1 - Positive, CON2

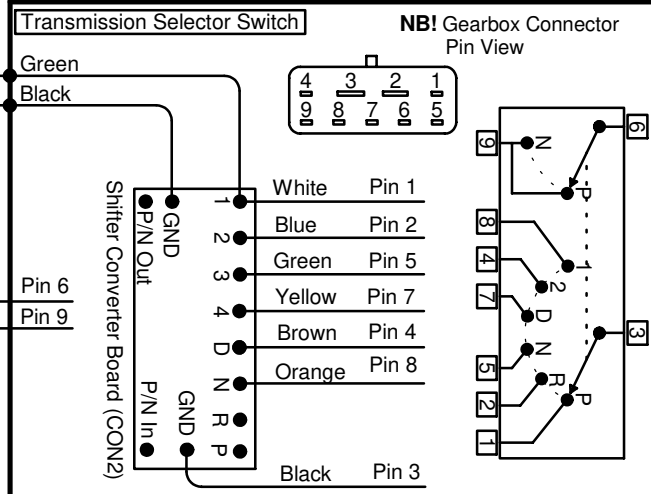
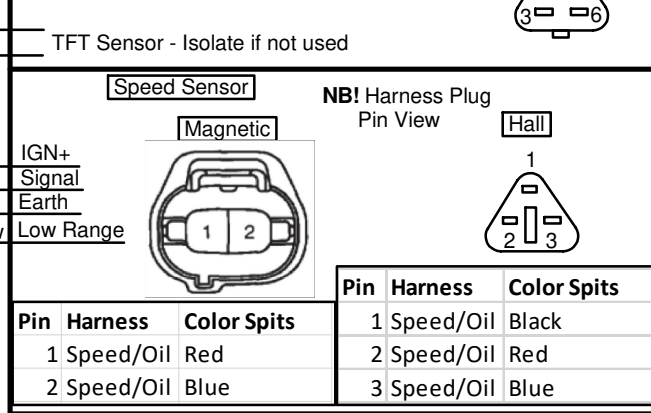


Scroll Down for more info

Jumper Settings - See Manual for Location



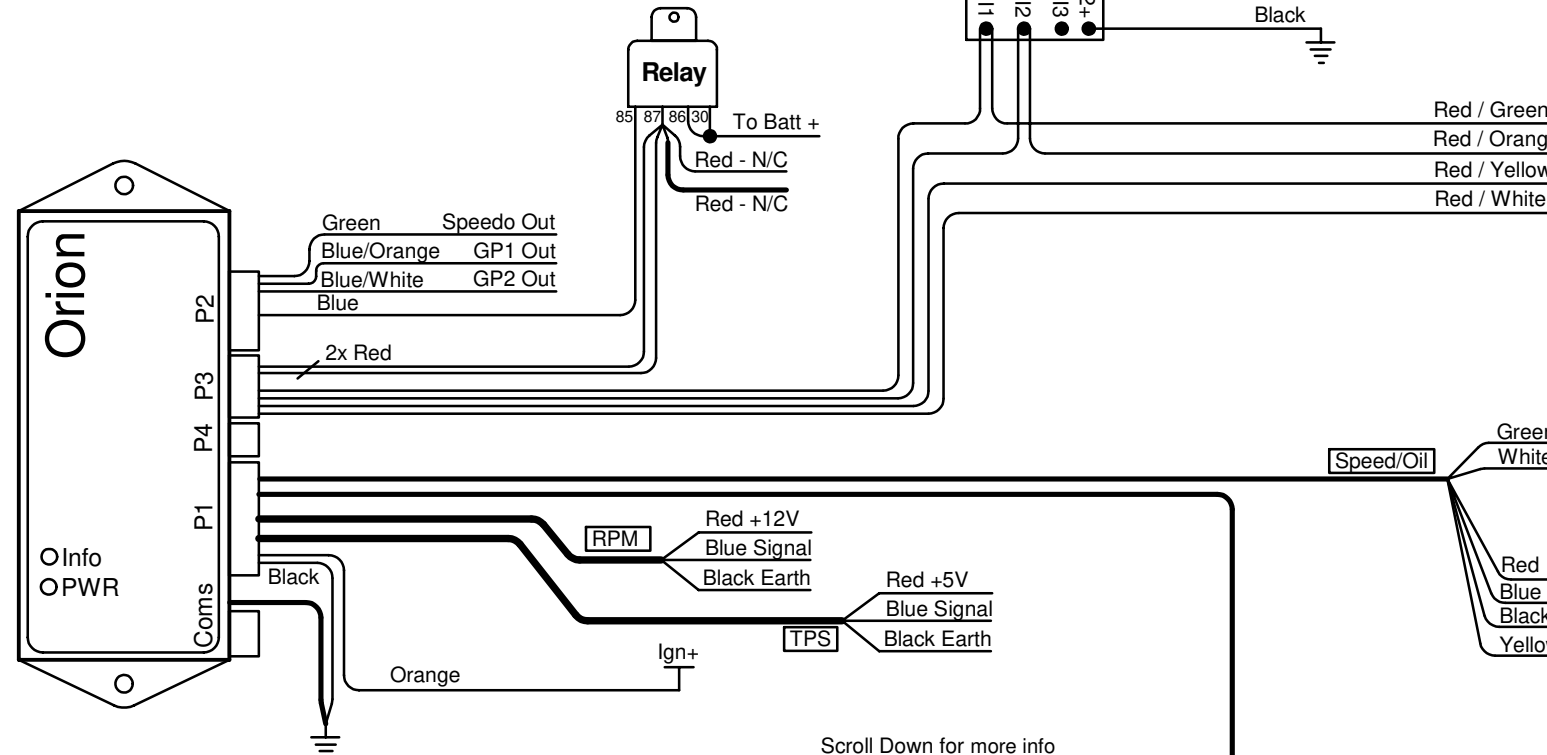
Pin	Harness	Color Spits	Connector	Resistance	
				Cold	Hot
1	Earth	Black			
2	Earth	Black			
3	Gearbox	Red/White	P3	11	18 Ω
4	Gearbox	Red/Green	P3	3.5	4.6 Ω
5	Gearbox	Red/Orange	P3	3.5	4.6 Ω
6	Gearbox	Red/Yellow	P3	11	18 Ω
7	N/C				
8	N/C				



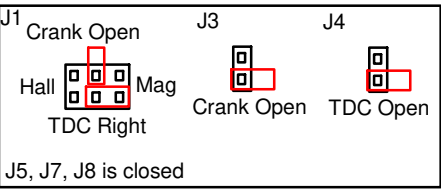
Orion Aisin A343E St

Last Changed: 12/09/2019 Page: 1 of 2

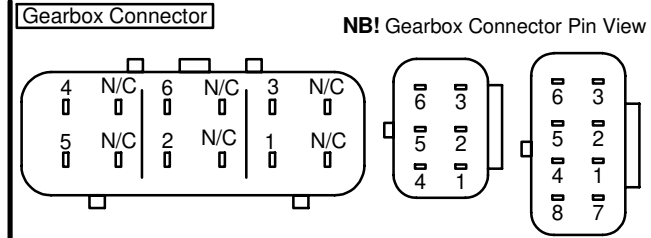
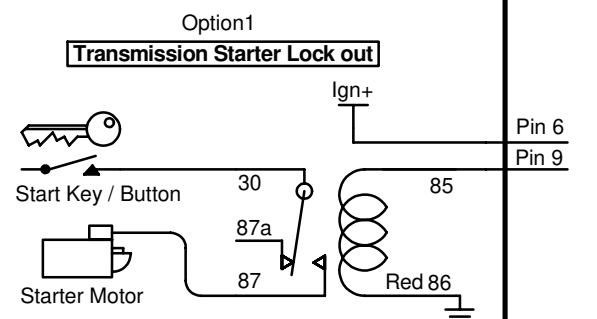
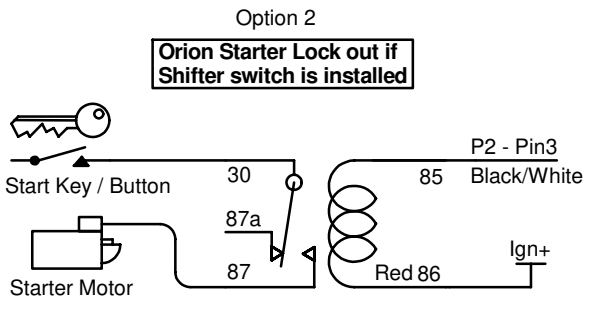
Harness Required: OT01 - P1, OT02 - P2, E36 - P3, DB1 - Positive, CON2



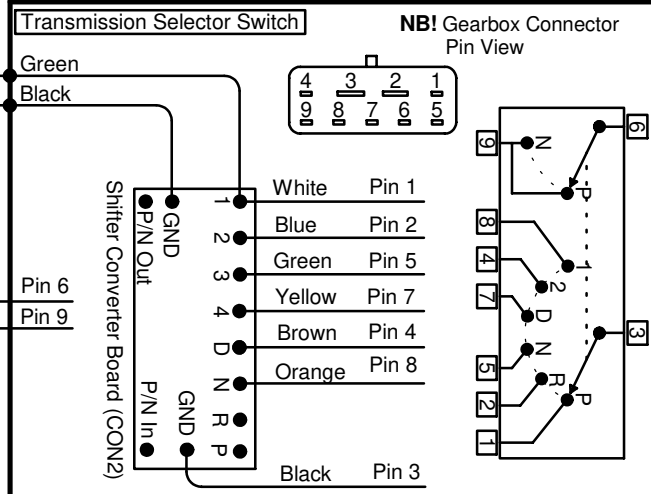
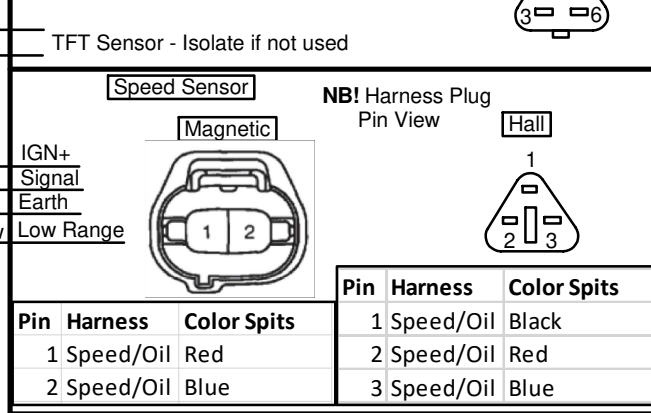
Jumper Settings - See Manual for Location



Scroll Down for more info



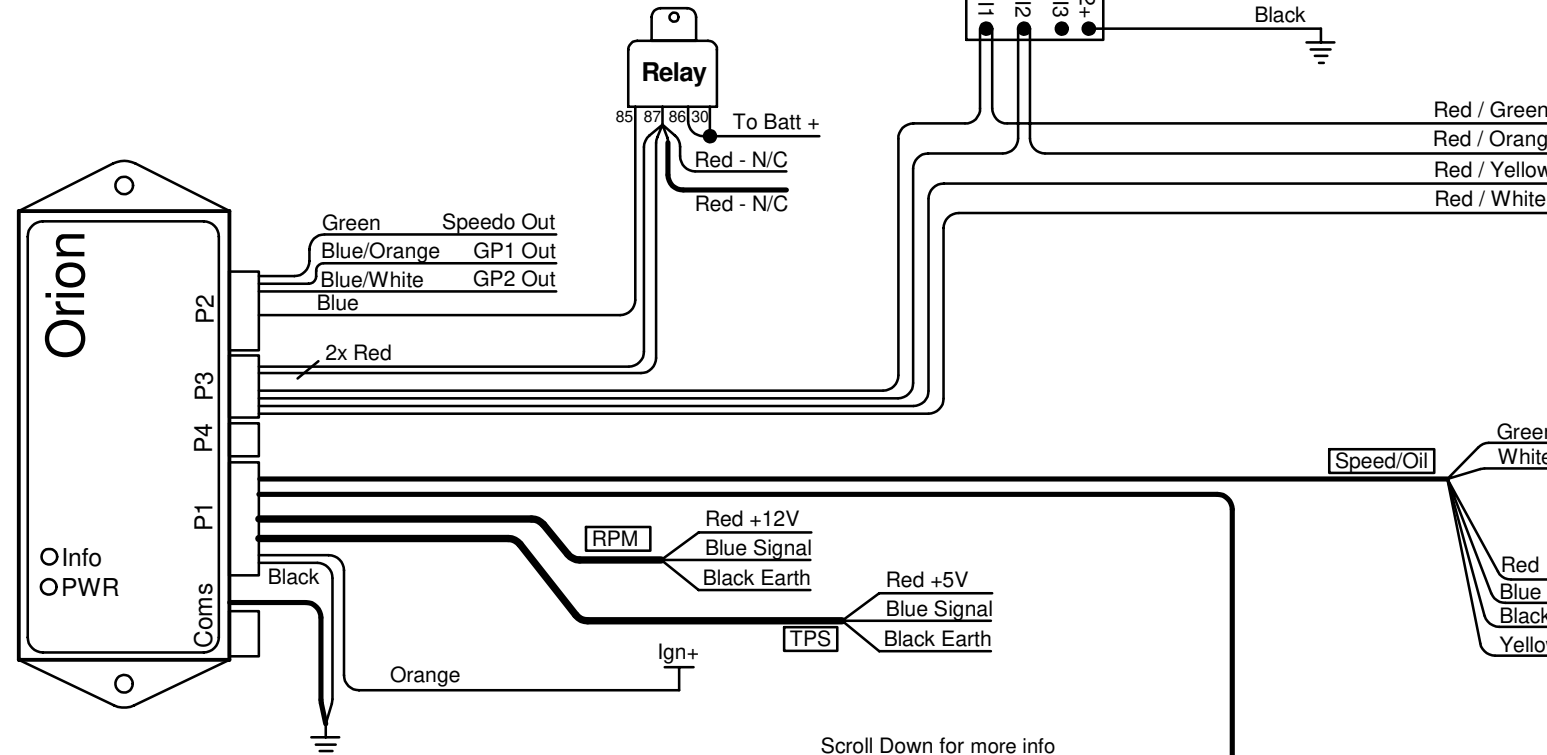
Pin	Harness	Color Spits	Connector	Resistance	
				Cold	Hot
1	Earth	Black			
2	Earth	Black			
3	Gearbox	Red/White	P3	11	18 Ω
4	Gearbox	Red/Green	P3	3.5	4.6 Ω
5	Gearbox	Red/Orange	P3	3.5	4.6 Ω
6	Gearbox	Red/Yellow	P3	11	18 Ω
7	N/C				
8	N/C				



Orion Aisin A343E St

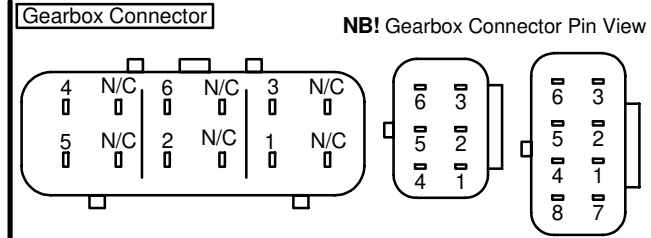
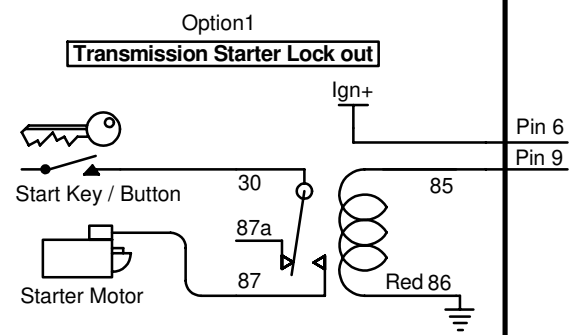
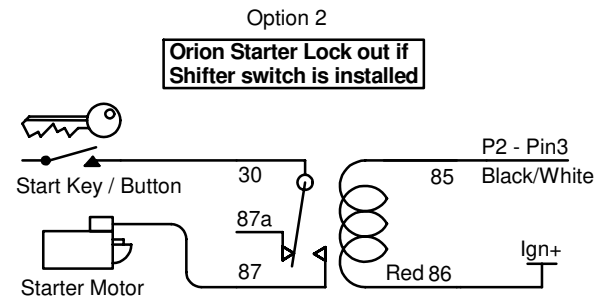
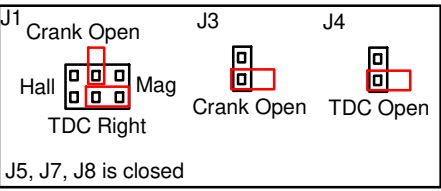
Last Changed: 12/09/2019 Page: 1 of 2

Harness Required: OT01 - P1, OT02 - P2, E36 - P3, DB1 - Positive, CON2

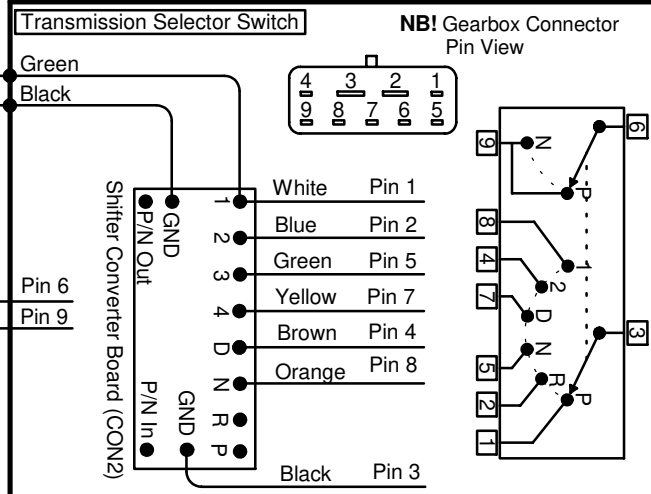
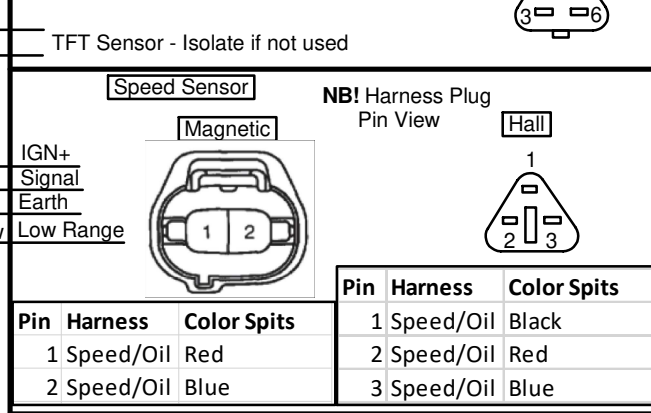


Scroll Down for more info

Jumper Settings - See Manual for Location



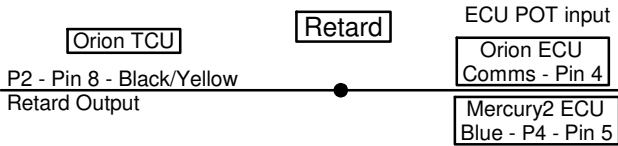
Pin	Harness	Color Spits	Connector	Resistance	
				Cold	Hot
1	Earth	Black			
2	Earth	Black			
3	Gearbox	Red/White	P3	11	18 Ω
4	Gearbox	Red/Green	P3	3.5	4.6 Ω
5	Gearbox	Red/Orange	P3	3.5	4.6 Ω
6	Gearbox	Red/Yellow	P3	11	18 Ω
7	N/C				
8	N/C				



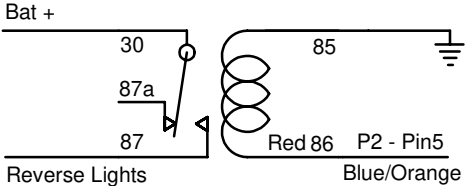
Orion Aisin A343E St

Last Changed: 12/09/2019 Page: 2 of 2

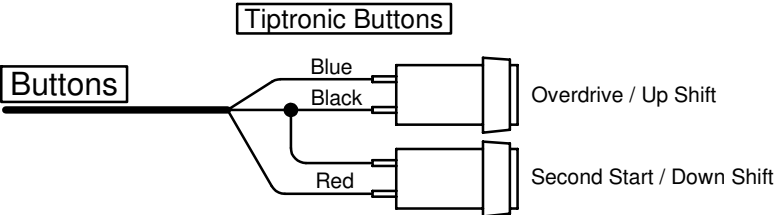
Harness Required: OT01 - P1, OT02 - P2, E36 - P3, DB1 - Positive, CON2



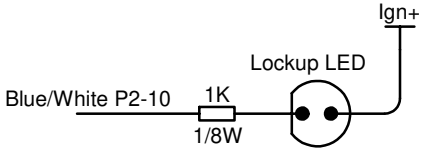
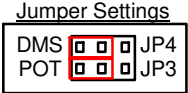
Option 2
Reverse light Relay



Note this feature share the GP1 output. Put the GP1 output off in software to use it.

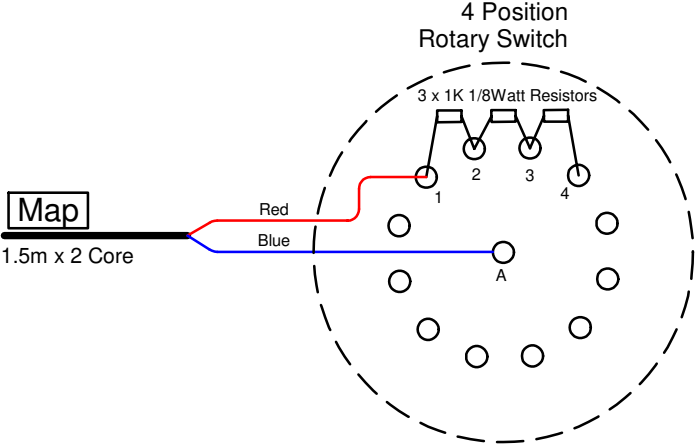


Note this feature requires the OT20 Harness. Ensure that the jumper settings is corect for it.



NB! Resistors are requierd LED's
Note this feature share the Speed output. Put the Speed output off in software to use it.

MAP Switch



Ign+
⊥ Ignition Power

⊥ Earth

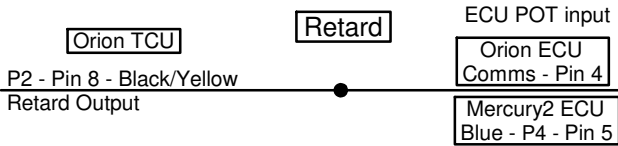
Terminal Connections with the same name are tied together

Note: Harnesses pin-outs and colours are layed out on the GP Priority Sheet

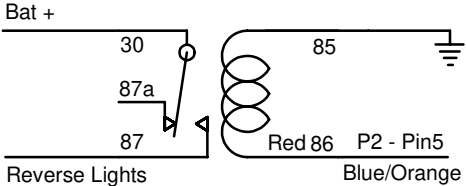
Orion Aisin A343E St

Last Changed: 12/09/2019 Page: 2 of 2

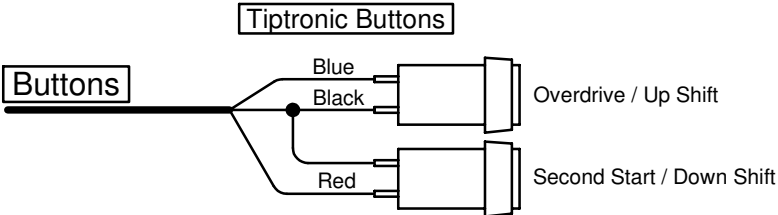
Harness Required: OT01 - P1, OT02 - P2, E36 - P3, DB1 - Positive, CON2



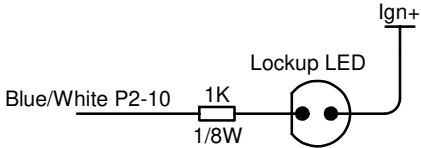
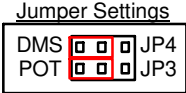
Option 2
Reverse light Relay



Note this feature share the GP1 output. Put the GP1 output off in software to use it.



Note this feature requires the OT20 Harness. Ensure that the jumper settings is corect for it.



NB! Resistors are requierd LED's
Note this feature share the Speed output. Put the Speed output off in software to use it.

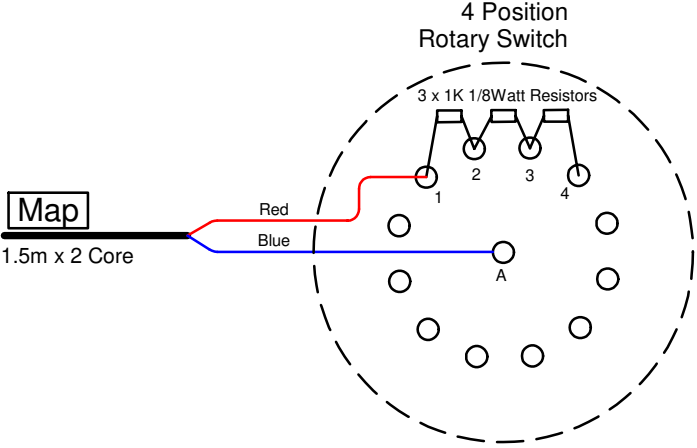
Ign+
T Ignition Power

Earth

Terminal Connections with the same name are tied together

Note: Harnesses pin-outs and colours are layed out on the GP Priority Sheet

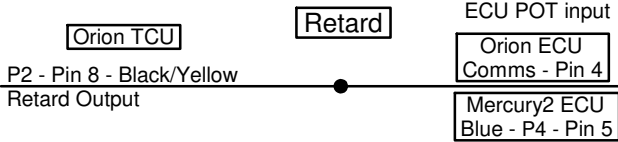
MAP Switch



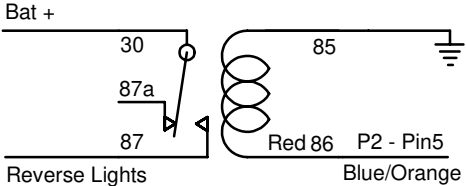
Orion Aisin A343E St

Last Changed: 12/09/2019 Page: 2 of 2

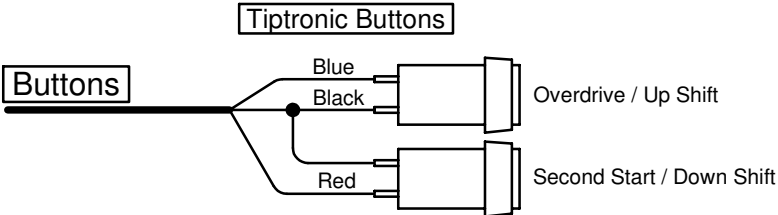
Harness Required: OT01 - P1, OT02 - P2, E36 - P3, DB1 - Positive, CON2



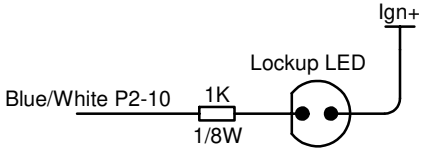
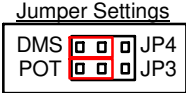
Option 2
Reverse light Relay



Note this feature share the GP1 output. Put the GP1 output off in software to use it.



Note this feature requires the OT20 Harness. Ensure that the jumper settings is corect for it.



NB! Resistors are requierd LED's
Note this feature share the Speed output. Put the Speed output off in software to use it.

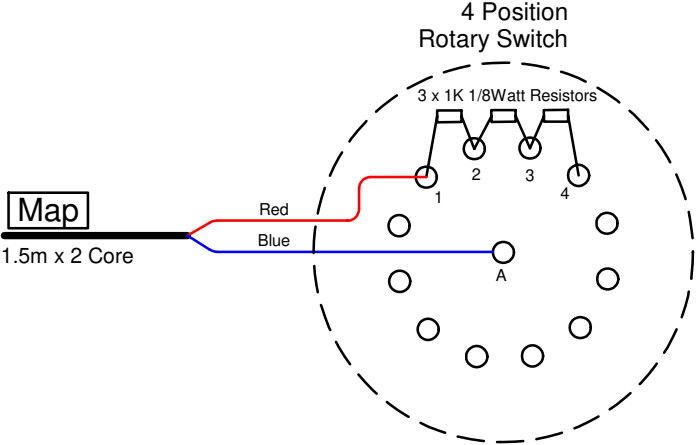
Ign+
⏏ Ignition Power

⏏ Earth

Terminal Connections with the same name are tied together

Note: Harnesses pin-outs and colours are layed out on the GP Priority Sheet

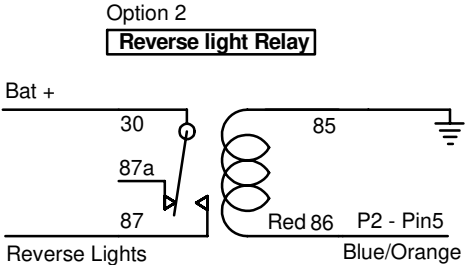
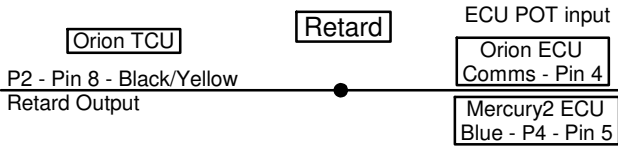
MAP Switch



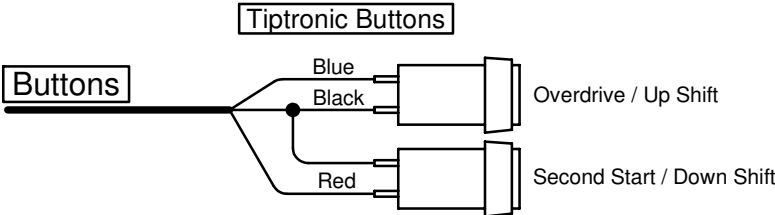
Orion Aisin A343E St

Last Changed: 12/09/2019 Page: 2 of 2

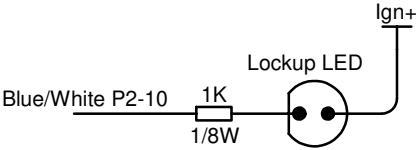
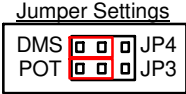
Harness Required: OT01 - P1, OT02 - P2, E36 - P3, DB1 - Positive, CON2



Note this feature share the GP1 output. Put the GP1 output off in software to use it.



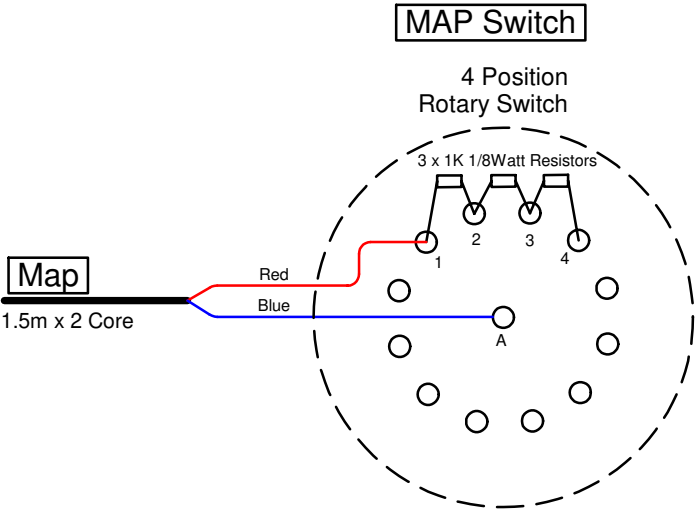
Note this feature requires the OT20 Harness. Ensure that the jumper settings is corect for it.



NB! Resistors are requierd LED's
Note this feature share the Speed output. Put the Speed output off in software to use it.

Ign+
T Ignition Power
⊥ Earth
Terminal Connections with the same name are tied together

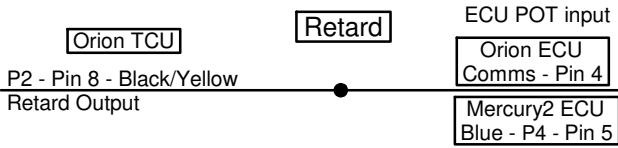
Note: Harnesses pin-outs and colours are layed out on the GP Priority Sheet



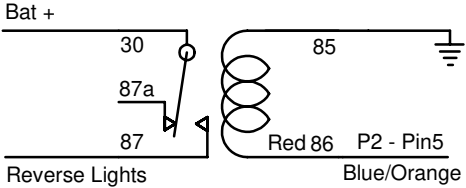
Orion Aisin A343E St

Last Changed: 12/09/2019 Page: 2 of 2

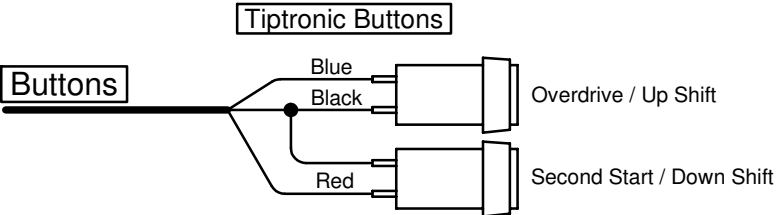
Harness Required: OT01 - P1, OT02 - P2, E36 - P3, DB1 - Positive, CON2



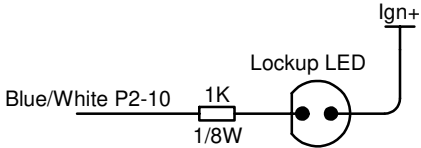
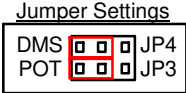
Option 2
Reverse light Relay



Note this feature share the GP1 output. Put the GP1 output off in software to use it.

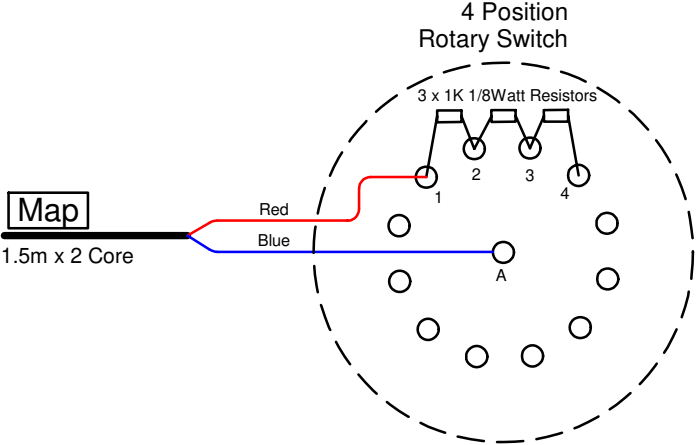


Note this feature requires the OT20 Harness. Ensure that the jumper settings is corect for it.



NB! Resistors are requierd LED's
Note this feature share the Speed output. Put the Speed output off in software to use it.

MAP Switch



Ign+
⊥ Ignition Power

⊥ Earth

Terminal Connections with the same name are tied together

Note: Harnesses pin-outs and colours are layed out on the GP Priority Sheet