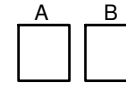
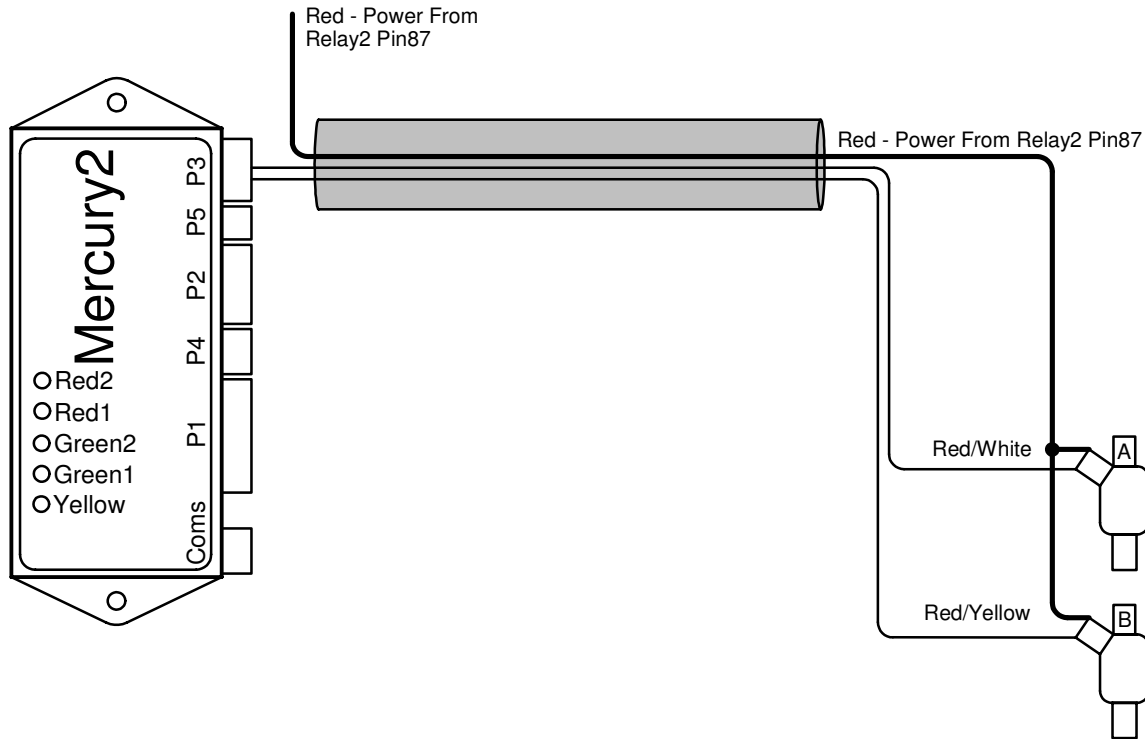


2Cyl High Imp Injector

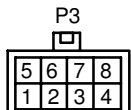
Last Changed: 13/11/2017

Harness Required: MEX01-2



Write your firing order from left to right in the blocks above marked with an alphabetical letter. Then write the corresponding number on the corresponding injector with the same alphabetical letter in the drawing below. Now connect your injector number to the corresponding colour wire.

Note: The order of the injectors will differ on their placing on the engine, as long as it is connected to the same colour wire as this illustration.



Harness Pin View

- | | | |
|----|--------------|-------------|
| 1. | Black/Purple | - |
| 2. | Black/Orange | - |
| 3. | Black/White | - Inj Drv 1 |
| 4. | Blue/Orange | - |
| 5. | Black/Red | - |
| 6. | Black/Brown | - |
| 7. | Black/Yellow | - Inj Drv 2 |
| 8. | Green | - |

Connector Pinouts