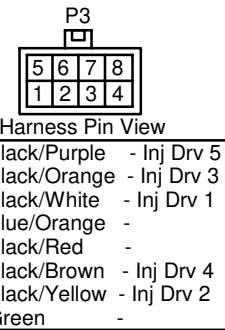
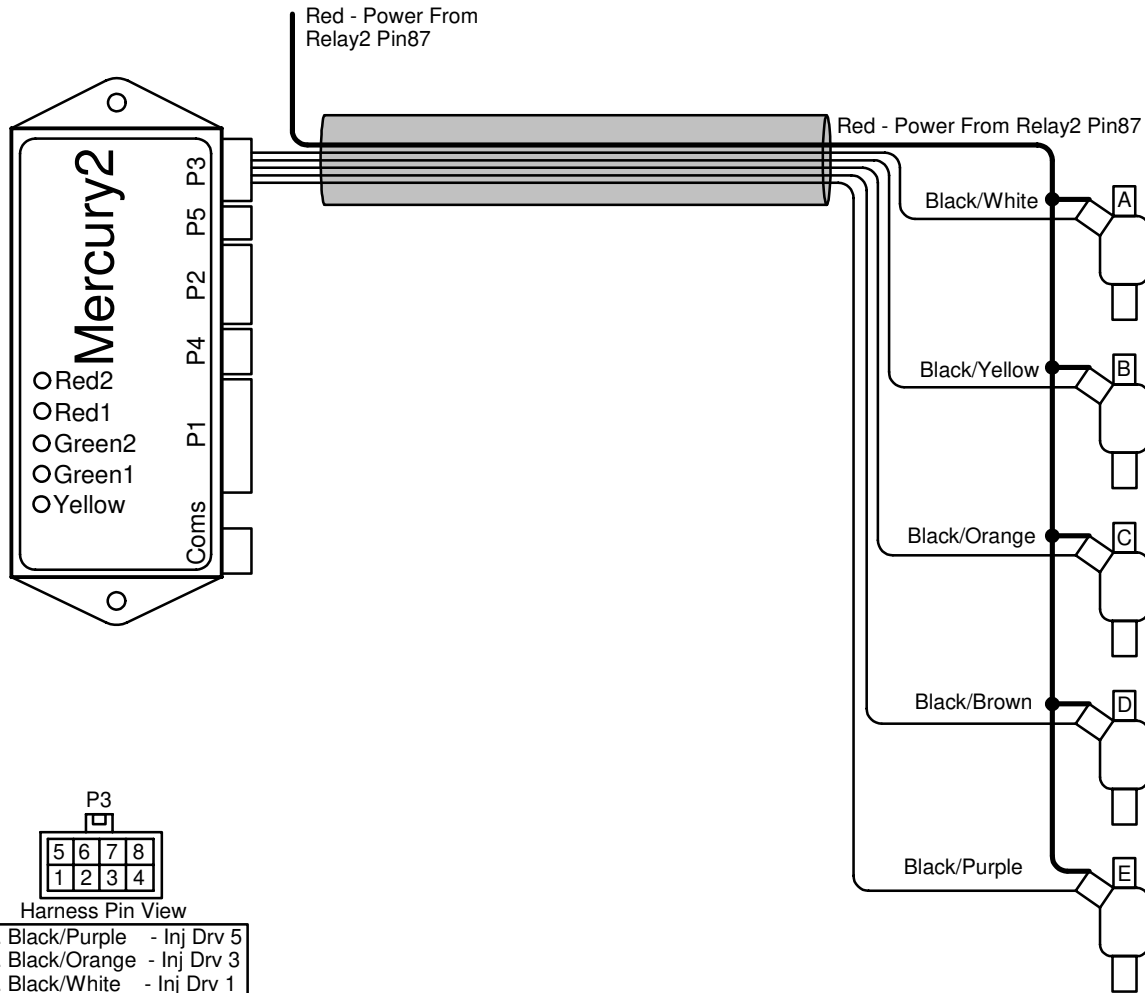


# 5Cyl High Imp Injector

Last Changed: 27/05/2019

Harness Required: MEX01-2



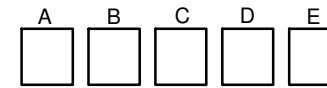
Connector Pinouts

Write your firing order from left to right in the blocks above marked with an alphabetical letter. Then write the corresponding number on the corresponding injector with the same alphabetical letter in the drawing below. Now connect your coil number to the corresponding color wire.

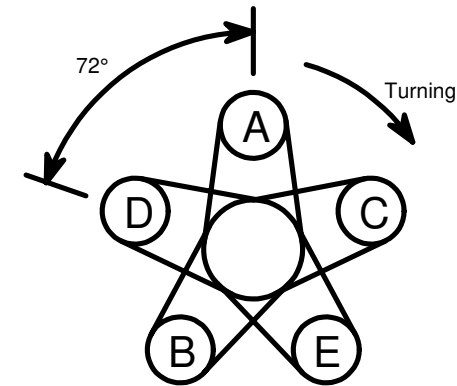
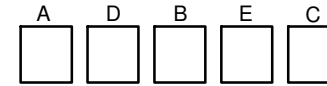
There is a difference in wiring when you chose between Split-Sequential and Full Sequential injection. The reason is Split-Sequential inject on every second piston that reach TDC and Full Sequential inject on every piston that reach TDC. Not all firmware can do Full Sequential injection so make sure about that before you wire.

**Note:** The order of the injectors will differ on their placing on the engine, as long as it is connected to the same color wire as this illustration.

Full Sequential Injection



Split Sequential Injection



## Software Settings

Injection Type

Full Sequential

Injection Type

Split Sequential

Micro Fueling Type

Off