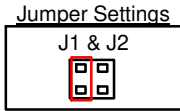
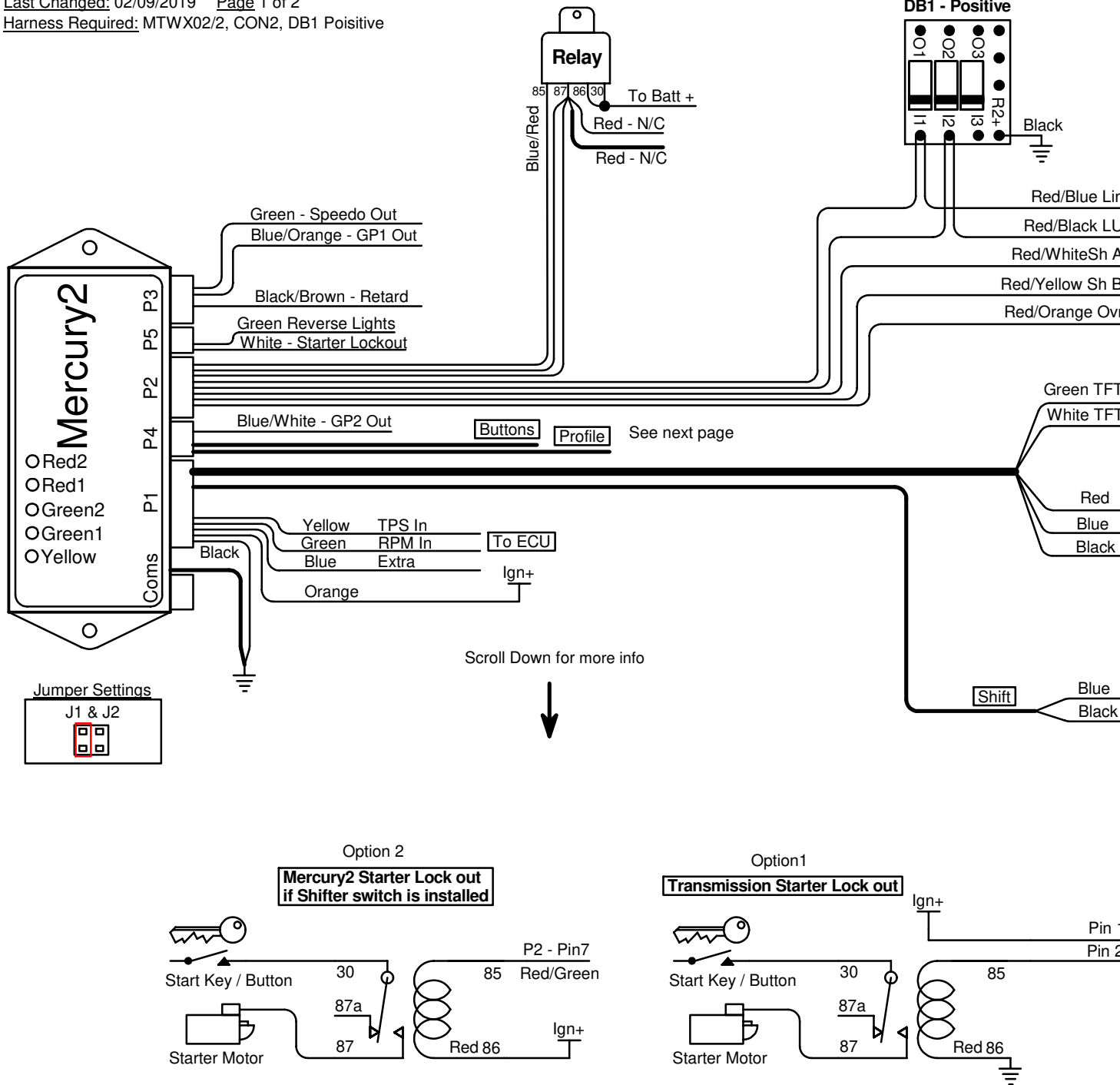
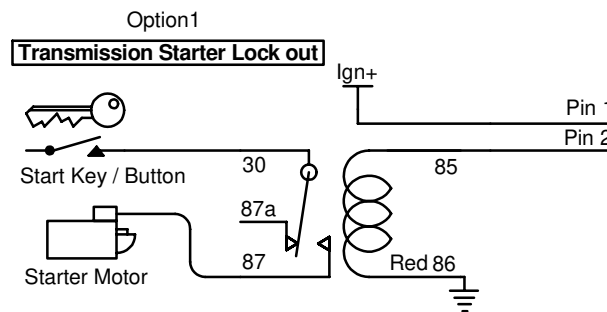
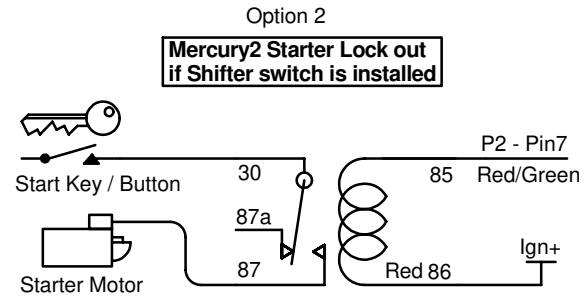


# Jatco RE4R03A 4 Speed

Last Changed: 02/09/2019 Page 1 of 2  
 Harness Required: MTWX02/2, CON2, DB1 Positive



Scroll Down for more info



**Transmission Connector**

**Harness Connector Pin View**

Pin	Harness	Color	Connector	Resistance	
				Cold	Hot
1	Gearbox	Red/Yellow Sh B	P2	18	33 Ω
2	Gearbox	Red/White Sh A	P2	18	33 Ω
3	Gearbox	Red/Orange Ovr	P2	18	33 Ω
4	Gearbox	Red/Blue Lin	P2	2.3	5.5 Ω
5	Gearbox	Red/Black LU	P2	2.3	5.5 Ω
6	TFT	White	P1		
7	TFT	Green	P1		
8	N/C				

**Speed Sensor**

**Transmission Selector Switch**

**Shifter Converter Board (CON2)**

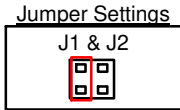
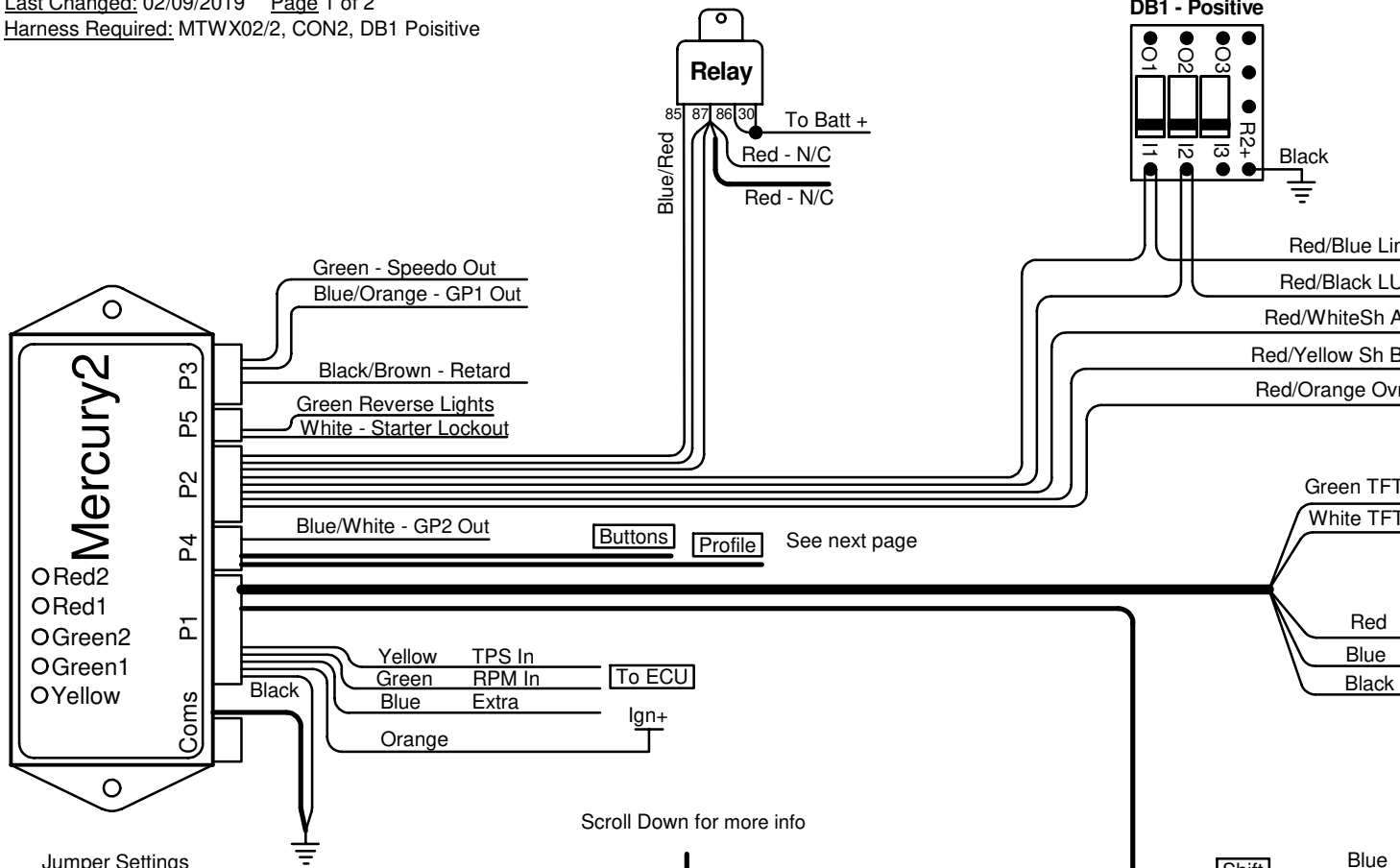
White	Pin 7
Blue	Pin 8
Green	Pin 9
Yellow	Pin 6
Brown	Pin 5
Orange	Pin 4
Black	Pin 3

Start Key / Button (30) connects to Shifter Converter Board (CON2) Pin 1. Starter Motor (87) connects to Shifter Converter Board (CON2) Pin 2. Ign+ (Red) connects to Shifter Converter Board (CON2) Pin 3.

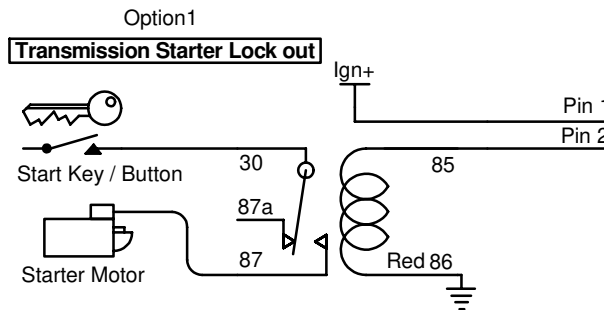
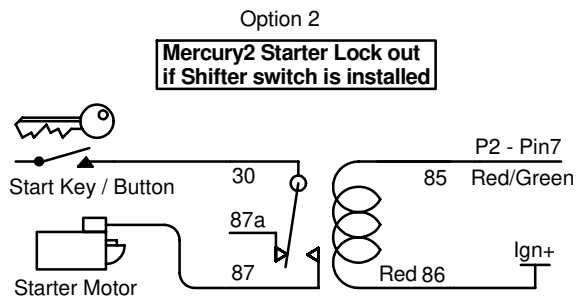
For Starter Lockout Setup go to Page 2

# Jatco RE4R03A 4 Speed

Last Changed: 02/09/2019 Page 1 of 2  
 Harness Required: MTWX02/2, CON2, DB1 Positive



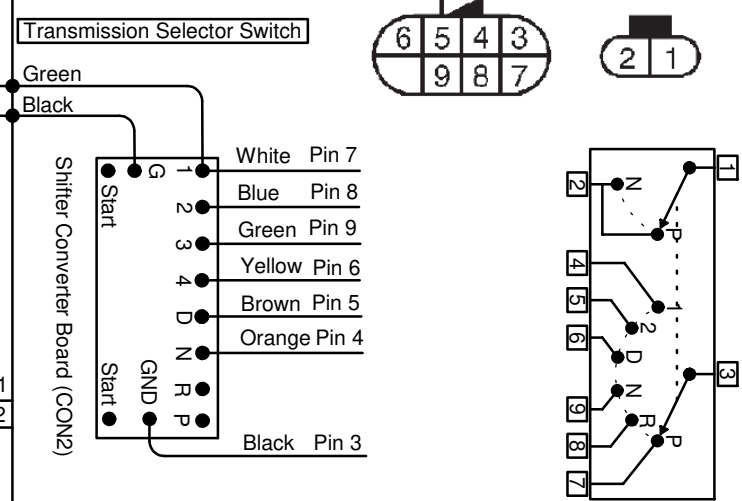
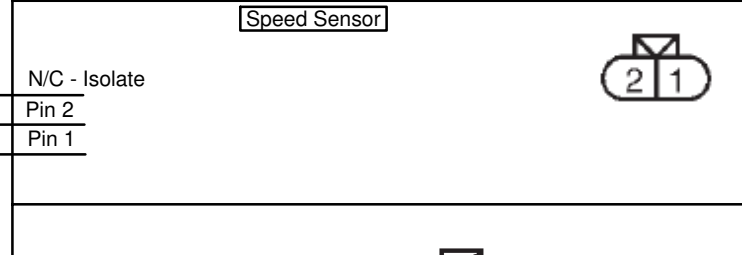
Scroll Down for more info



**Transmission Connector**

**Harness Connector Pin View**

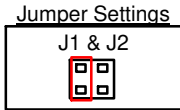
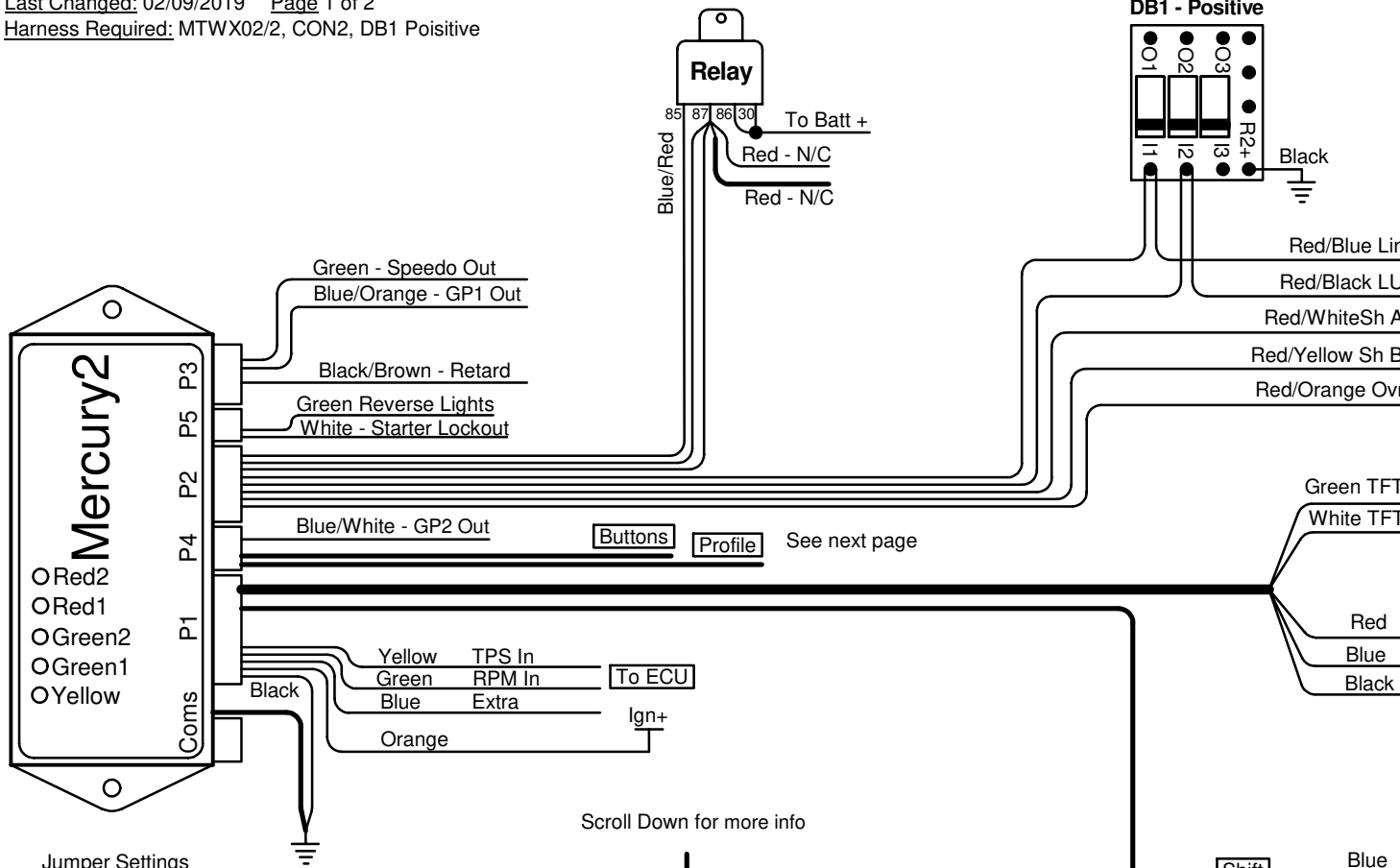
Pin	Harness	Color	Connector	Resistance	
				Cold	Hot
1	Gearbox	Red/Yellow Sh B	P2	18	33 Ω
2	Gearbox	Red/White Sh A	P2	18	33 Ω
3	Gearbox	Red/Orange Ovr	P2	18	33 Ω
4	Gearbox	Red/Blue Lin	P2	2.3	5.5 Ω
5	Gearbox	Red/Black LU	P2	2.3	5.5 Ω
6	TFT	White	P1		
7	TFT	Green	P1		
8	N/C				



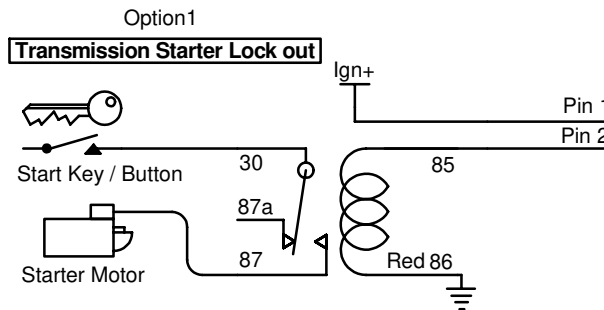
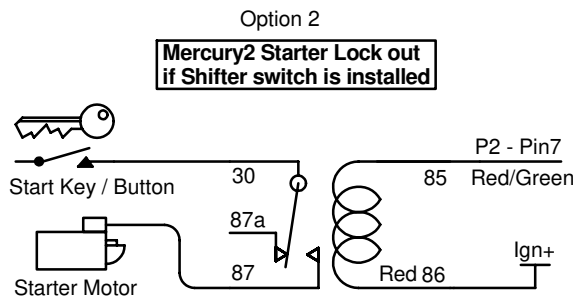
For Starter Lockout Setup go to Page 2

# Jatco RE4R03A 4 Speed

Last Changed: 02/09/2019 Page 1 of 2  
 Harness Required: MTWX02/2, CON2, DB1 Positive



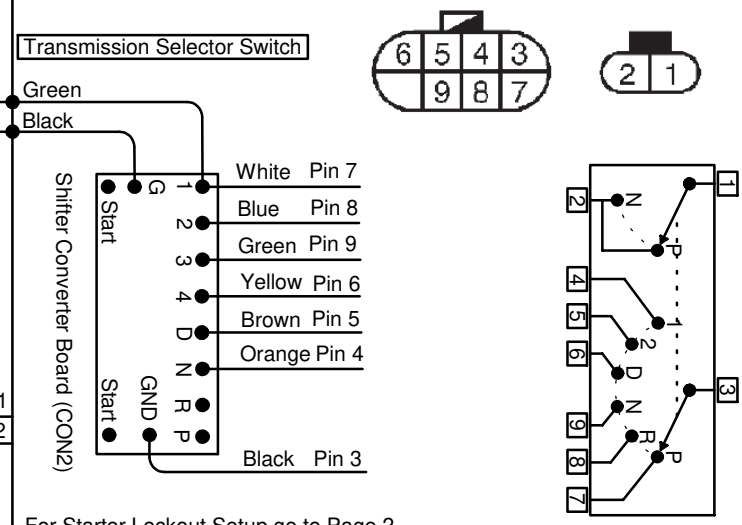

Scroll Down for more info



**Transmission Connector**

**Harness Connector Pin View**

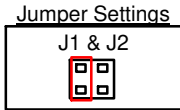
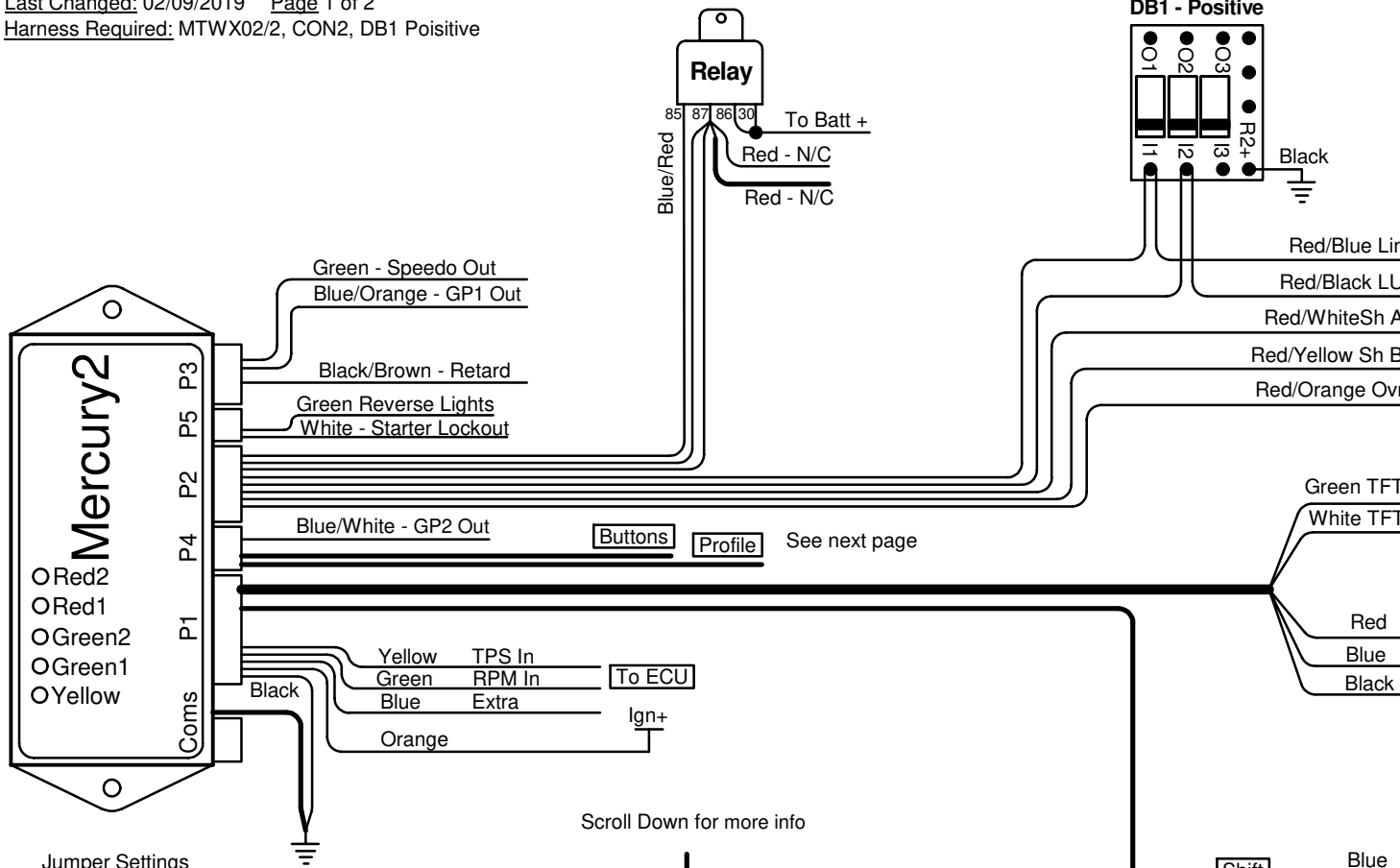
Pin	Harness	Color	Connector	Resistance	
				Cold	Hot
1	Gearbox	Red/Yellow Sh B	P2	18	33 Ω
2	Gearbox	Red/White Sh A	P2	18	33 Ω
3	Gearbox	Red/Orange Ovr	P2	18	33 Ω
4	Gearbox	Red/Blue Lin	P2	2.3	5.5 Ω
5	Gearbox	Red/Black LU	P2	2.3	5.5 Ω
6	TFT	White	P1		
7	TFT	Green	P1		
8	N/C				



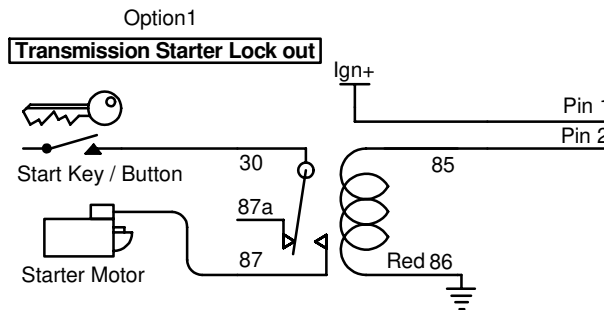
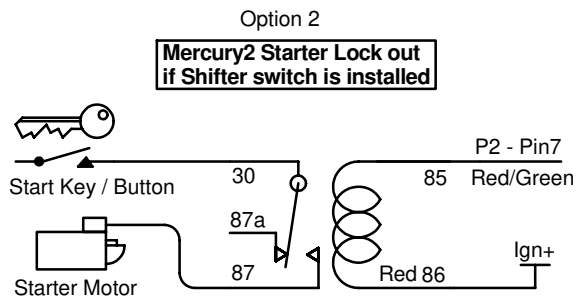
For Starter Lockout Setup go to Page 2

# Jatco RE4R03A 4 Speed

Last Changed: 02/09/2019 Page 1 of 2  
 Harness Required: MTWX02/2, CON2, DB1 Positive



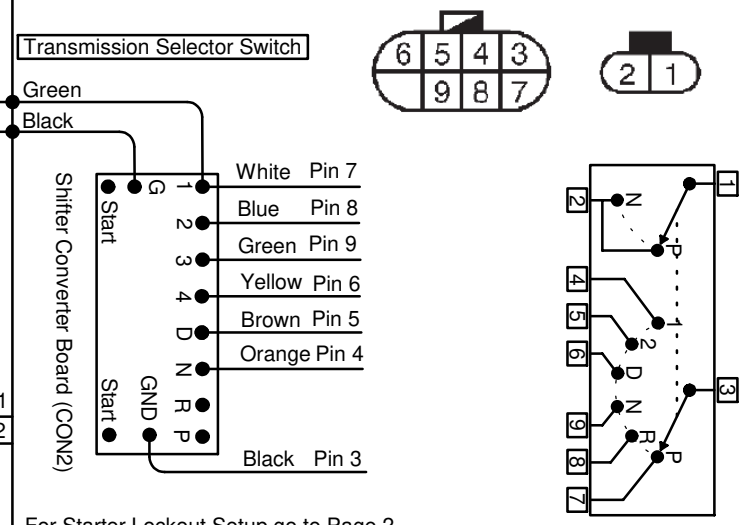
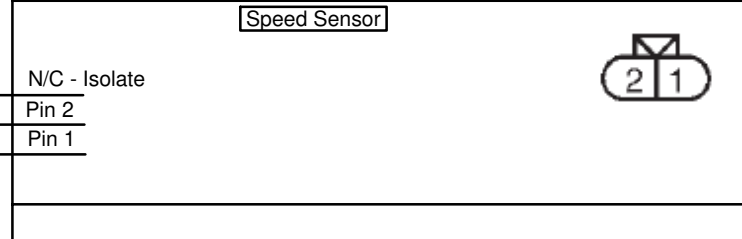
Scroll Down for more info



**Transmission Connector**

**Harness Connector Pin View**

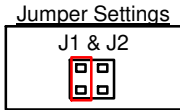
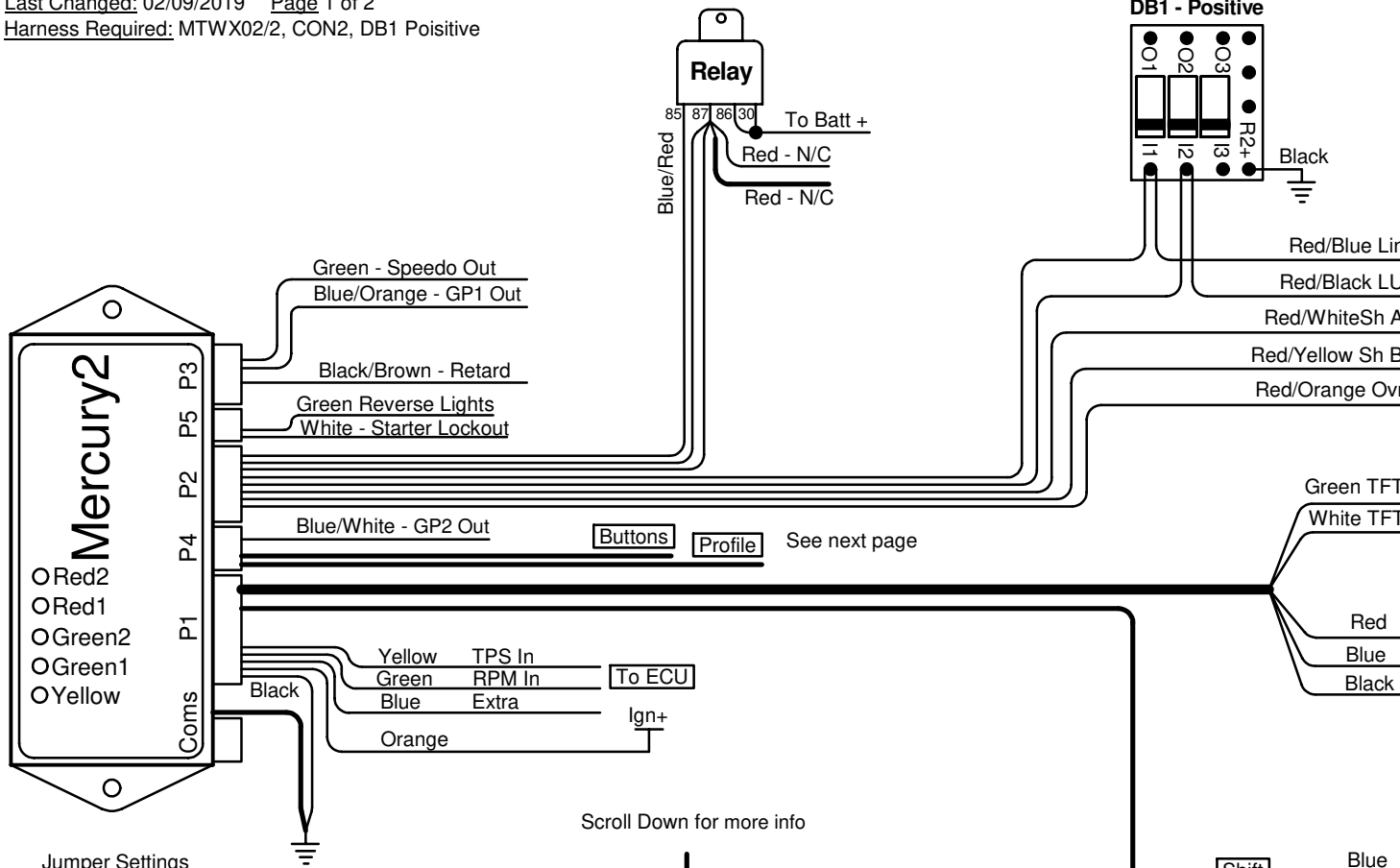
Pin	Harness	Color	Connector	Resistance	
				Cold	Hot
1	Gearbox	Red/Yellow Sh B	P2	18	33 Ω
2	Gearbox	Red/White Sh A	P2	18	33 Ω
3	Gearbox	Red/Orange Ovr	P2	18	33 Ω
4	Gearbox	Red/Blue Lin	P2	2.3	5.5 Ω
5	Gearbox	Red/Black LU	P2	2.3	5.5 Ω
6	TFT	White	P1		
7	TFT	Green	P1		
8	N/C				



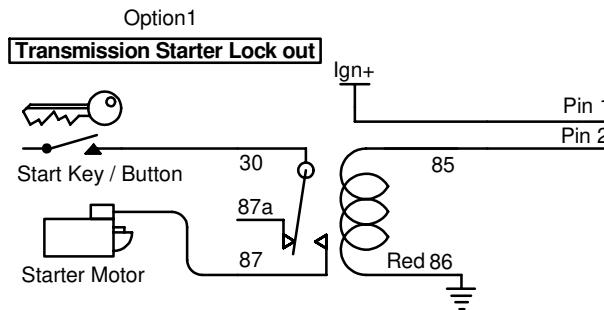
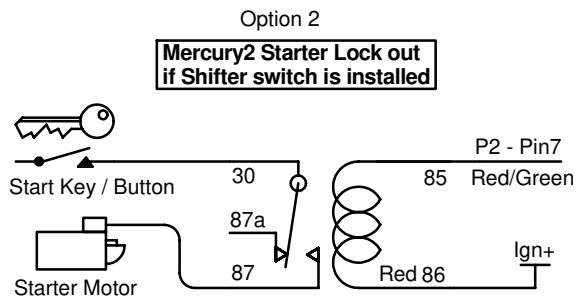
For Starter Lockout Setup go to Page 2

# Jatco RE4R03A 4 Speed

Last Changed: 02/09/2019 Page 1 of 2  
 Harness Required: MTWX02/2, CON2, DB1 Positive



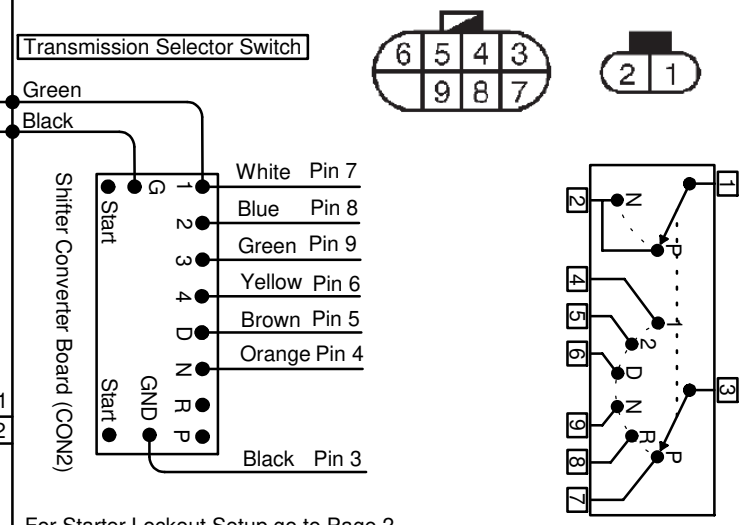

Scroll Down for more info



**Transmission Connector**

**Harness Connector Pin View**

Pin	Harness	Color	Connector	Resistance	
				Cold	Hot
1	Gearbox	Red/Yellow Sh B	P2	18	33 Ω
2	Gearbox	Red/White Sh A	P2	18	33 Ω
3	Gearbox	Red/Orange Ovr	P2	18	33 Ω
4	Gearbox	Red/Blue Lin	P2	2.3	5.5 Ω
5	Gearbox	Red/Black LU	P2	2.3	5.5 Ω
6	TFT	White	P1		
7	TFT	Green	P1		
8	N/C				

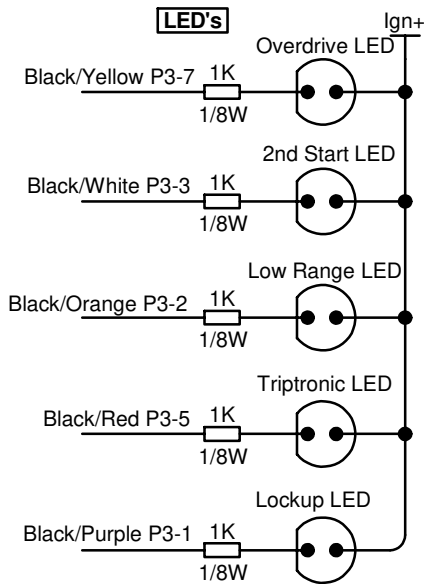


For Starter Lockout Setup go to Page 2

# Jatco RE4R01A 4Speed

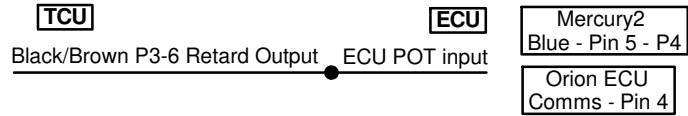
Last Changed: 21/08/2019 Page 2 of 2

Harness Required: MTWX02/2, CON2, DB1 Positive

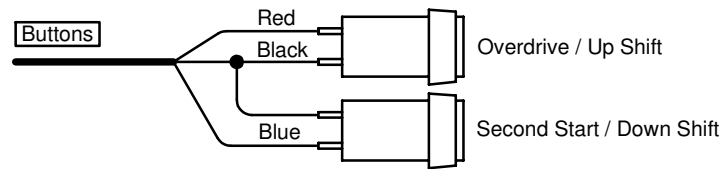


NB! Resistors are required LED's

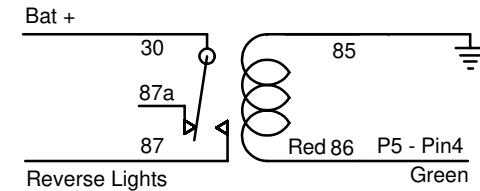
## Timing Retard Circuit



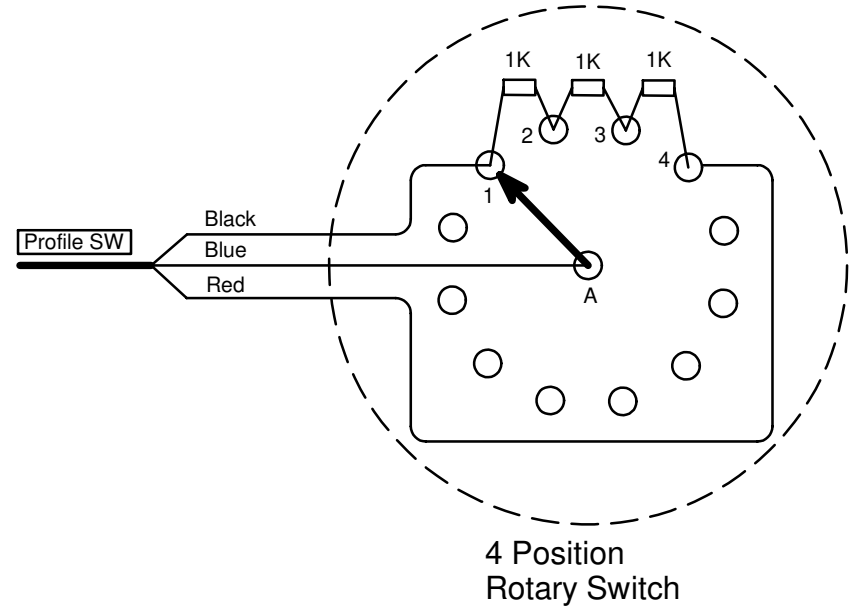
## Tiptronic Buttons



## Reverse light Relay



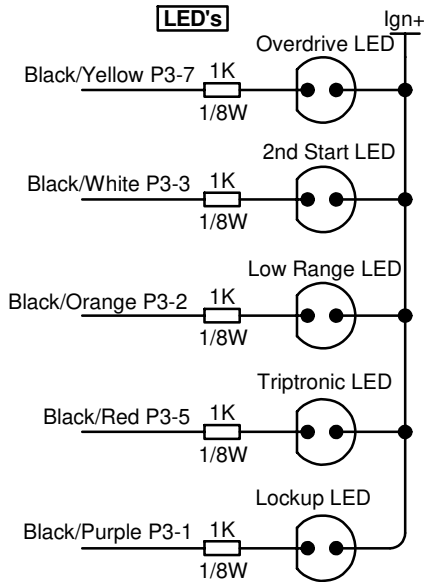
## 4 Map Switch



# Jatco RE4R01A 4Speed

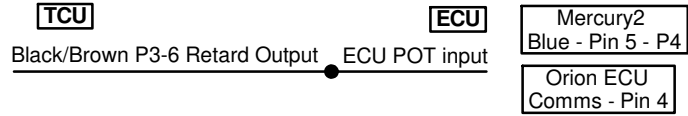
Last Changed: 21/08/2019 Page 2 of 2

Harness Required: MTWX02/2, CON2, DB1 Positive

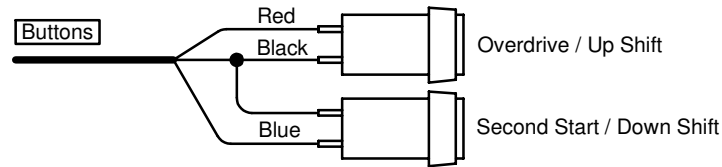


NB! Resistors are required LED's

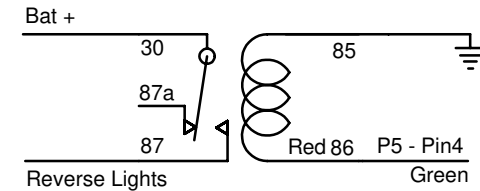
## Timing Retard Circuit



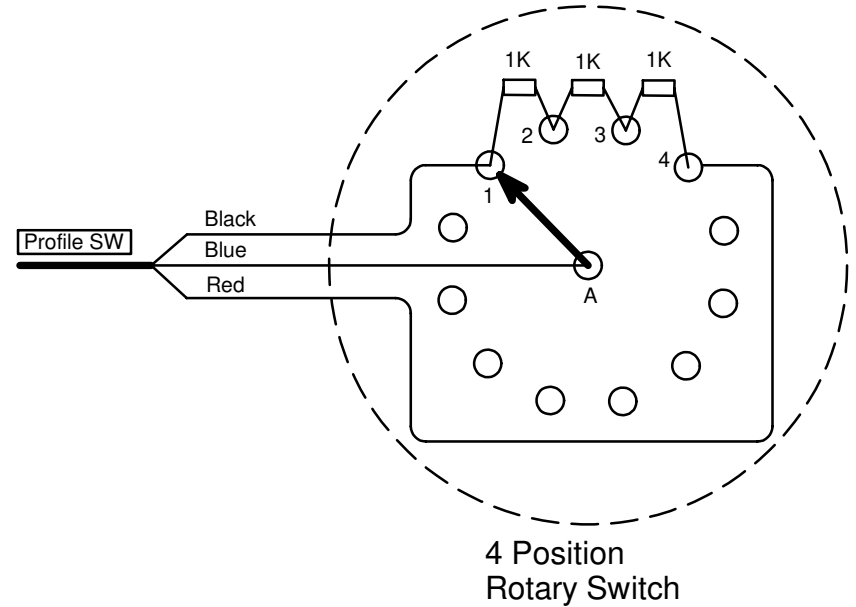
## Tiptronic Buttons



## Reverse light Relay



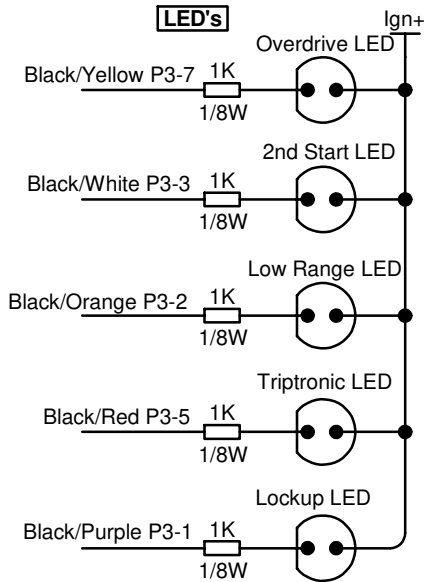
## 4 Map Switch



# Jatco RE4R01A 4Speed

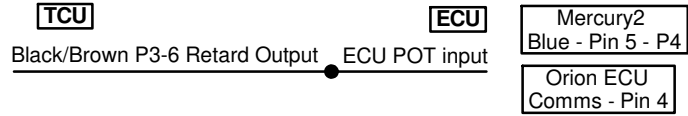
Last Changed: 21/08/2019 Page 2 of 2

Harness Required: MTWX02/2, CON2, DB1 Positive

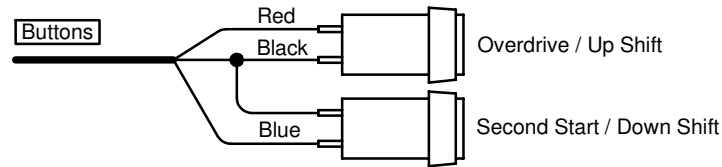


NB! Resistors are required LED's

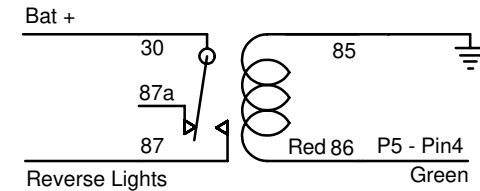
## Timing Retard Circuit



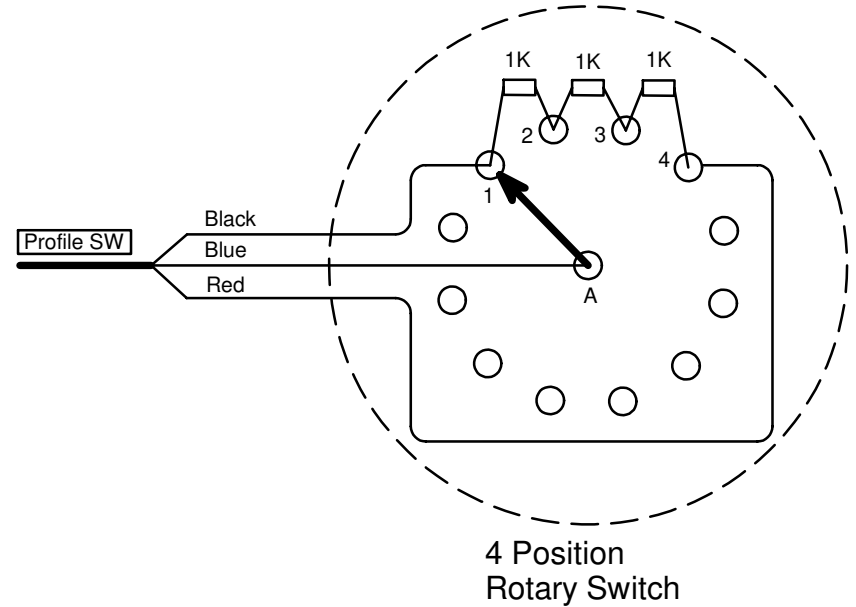
## Tiptronic Buttons



## Reverse light Relay



## 4 Map Switch

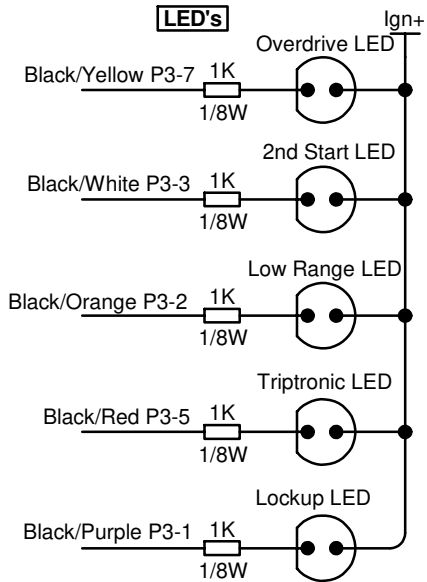




# Jatco RE4R01A 4Speed

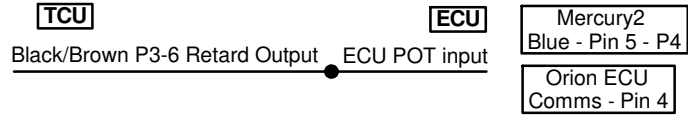
Last Changed: 21/08/2019 Page 2 of 2

Harness Required: MTWX02/2, CON2, DB1 Positive

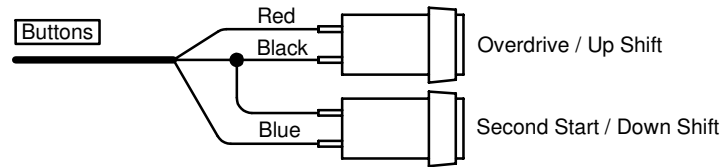


NB! Resistors are required LED's

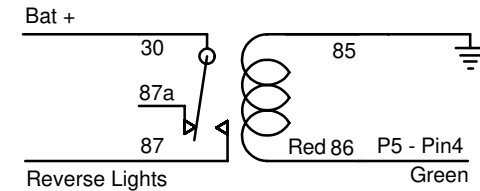
## Timing Retard Circuit



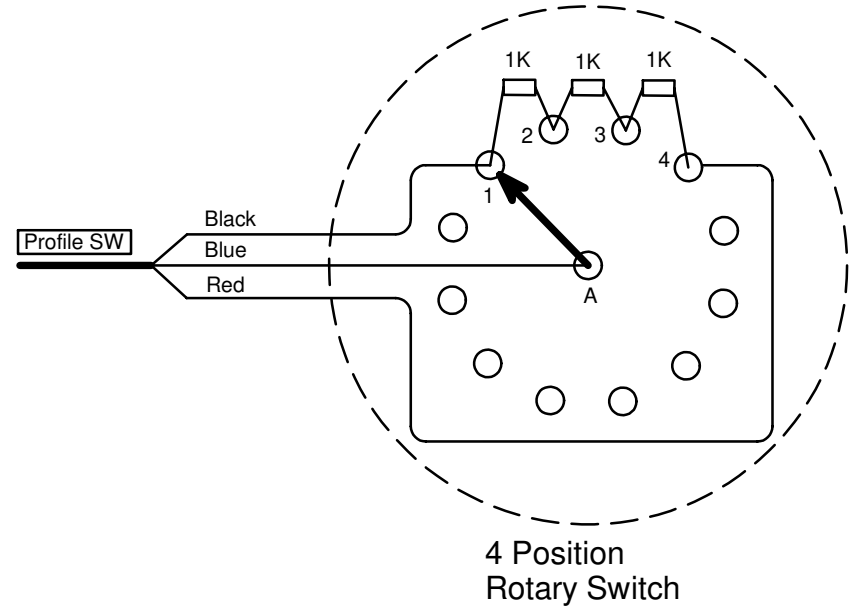
## Tiptronic Buttons



## Reverse light Relay



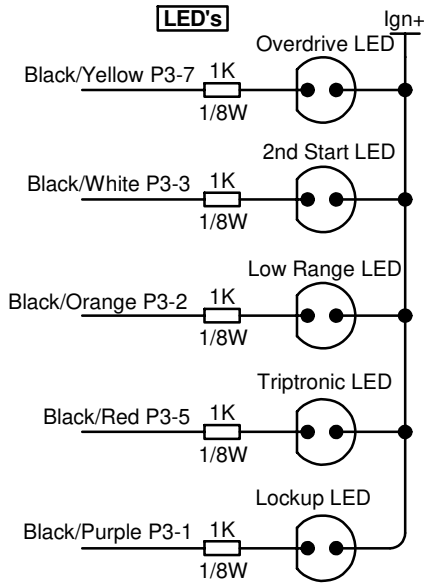
## 4 Map Switch



# Jatco RE4R01A 4Speed

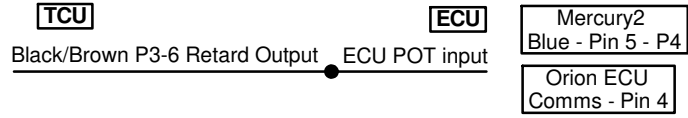
Last Changed: 21/08/2019 Page 2 of 2

Harness Required: MTWX02/2, CON2, DB1 Positive

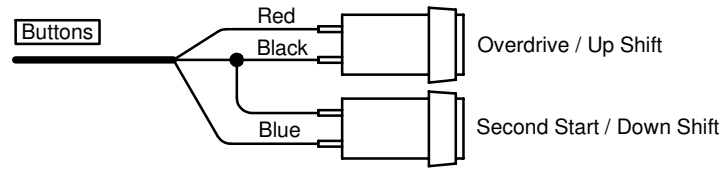


NB! Resistors are required LED's

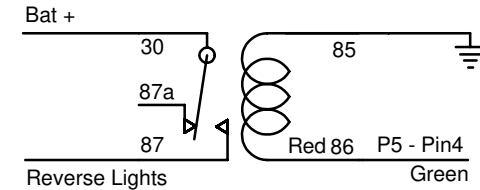
## Timing Retard Circuit



## Tiptronic Buttons



## Reverse light Relay



## 4 Map Switch

